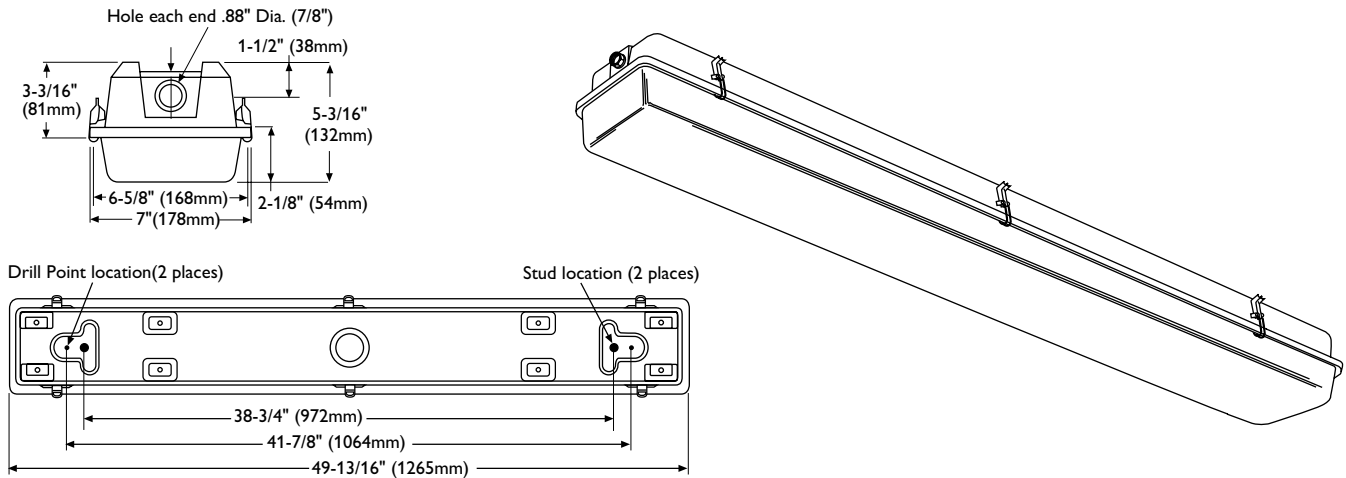


Sealatron Series

Enclosed Industrial Wet Location Luminaire, LED



Ordering Information

Sealatron	Fixture Size	Damp/Wet Location	Lens Shielding	Lumen Category	Color Temp	Voltage	Driver Type	Options
ST Enclosed Industrial	74 74 = 7" X 4' (Nominal size)	W W = Wet Location	A A = DR Acrylic lens	23A = 2300 lumens 35A = 3500 lumens 43A = 4300 lumens 51A = 5100 lumens (Approximate delivered values. Consult IES file)	40 40 = 4000K Consult representative for other color temperature options. (Approximate values. Consult IES file)	U U = Universal 120-277v	MKB = 23A LED Driver MKA = 35A LED Driver ADB = 43A LED Driver PHA = 51A LED Driver	- Consult factory

Features

- IP65 rating standard, IP67 rating available (consult factory).
- Acceptable for outdoor as well as indoor installations.
- Can be surface (wall/ceiling) or suspended mounted unless otherwise specified.
- Wet Location-Areas of high humidity, water vapor, rain, incidental water spray, or other non-corrosive or non-flammable liquid.
- High efficiency LEDs have 50,000 hour rated life at L₇₀.
- Predicted L70 lifetime is based on LED manufacturer's supplied LM-80 data and in-situ laboratory testing.
- 23A models use 26W input power with 2319 delivered lumens.
- 43A models use 48W input power with 4346 delivered lumens.
- LED sources provide full illumination in low temperature applications, unlike fluorescent sources that provide reduced light levels in very cold environments (as low as 40-50% output).
- LED sources can be frequently switched with no negative impact on life.

- Provides 87-96 Lm/W even in low temperatures, for maximum energy savings.
- LED sources provide excellent low temperature performance, product can replace a 2-lamp T8 model in cold environments.
- Mounting brackets available, order separately.
- Five-year warranty on luminaire, LED boards and driver.

Job Information	Type:
Job Name:	
Cat. No.:	
Notes:	

Sealatron Series

Enclosed Industrial Wet Location Luminaire, LED

Page 2 of 3

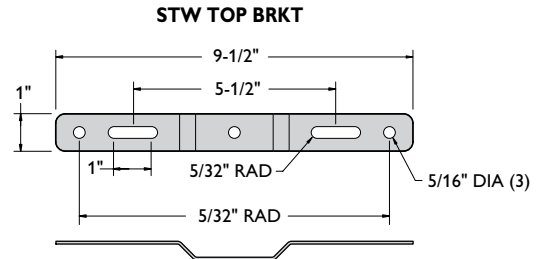
Specifications

- Non-conductive, non-corrosive housing.
- Smooth exterior surface for easy cleaning.
- White molded fiberglass reinforced polyester body.
- High impact DR acrylic molded lens.
- Continuous closed cell, foam in-place gasket.
- ABS cam action latches.
- Lighting channel has high reflectance baked white enamel finish.
- Two gasketed threaded (1/2" trade size) wet location hubs installed on ends.
- UL/cUL listed.
- Wet Location UL 1598, also suitable for damp locations.

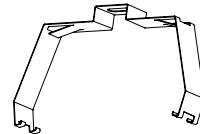
Options & Accessories

- **STW TOP BRKT** – Stainless steel top bracket kit (pair of brackets plus hardware).
- **STW END BRKTS** – Wraparound stainless steel end bracket kit (pair of brackets plus hardware) for surface or chain mounting.
- Stainless steel latches available (consult factory).

Mounting Options



STW END BRKTS



Job Information Type:

PHILIPS

LIGHTOLIER

Sealatron Series

Enclosed Industrial Wet Location Luminaire, LED

Photometry

Report Number¹: LTL23327
 Catalog Number: ST74WA43AUADB
 Delivered Lumens: 4346
 Correlated Color Temp.²: 4000K
 Input Watts: 48.9
 Efficacy: 88.9 lm/w
 CRI: 80 minimum
 Lamp: LED
 Luminaire: Sealatron LED.

¹ Tested using absolute photometry as specified in LM79 IESNA Approved Method for the Electrical and Photometric Measurements of Solid-State Lighting Products.
² Correlated Color Temperature within specs as defined in ANSI/NEMA/ANSI C78.377-2008 Specifications for the Chromaticity of Solid State Lighting Products.

Candela Distribution

Vertical Angle	Horizontal Angle			Zonal Lumens
	0	45	90	
0	1515	1515	1515	142
5	1499	1496	1491	410
15	1451	1444	1450	619
25	1359	1339	1316	745
35	1211	1165	1177	762
45	1006	968	993	676
55	742	743	792	521
65	460	542	579	306
75	220	327	314	87
85	49	94	84	
90	10	43	38	27
95	18	29	24	22
105	13	28	20	15
115	4	23	18	8
125	0	13	16	4
135	0	4	11	1
145	0	0	4	0
155	0	0	0	0
165	0	0	0	0
175	0	0	0	0
180	0	0	0	0

Coefficients of Utilization

Ceiling Wall	80%			50%			30%		
	70	50	30	50	30	10	50	30	10
RC	Zonal Cavity Method								
RW	Effective Floor Reflectance = 20%								
1	108	103	99	96	93	90	92	89	87
2	98	90	83	84	79	74	80	76	72
3	89	79	71	74	67	62	71	65	61
4	82	70	61	66	58	53	63	57	52
5	75	62	53	59	51	46	57	50	45
6	70	56	47	53	46	40	51	45	39
7	64	51	42	48	41	35	47	40	35
8	60	46	38	44	37	32	43	36	31
9	56	43	34	41	34	28	39	33	28
10	53	39	31	38	31	26	37	30	26

Zonal Lumen Summary*

Zone	Lumens	% Lamp	% Fixt.
0-30	1167	26.8	43.9
0-40	1907	43.9	76.7
0-60	3335	76.7	98.1
0-90	4263	98.1	1.9
90-180	82	1.9	100.0
0-180	4346	100.0	100.0

*Total Efficiency

Average Luminance data in candela / sq. meter

Angle	0°	45°	90°
45	8007.	6460.	6206.
55	7163.	5564.	5453.
65	5863.	4787.	4598.
75	4328.	3651.	3053.
85	2257.	1100.	1100.

Additional Ordering Information

Catalog Number	Delivered Lumens	Input Watts	Lumens per Watt
ST74WA23A40UMKB	2319	26.3	88.3
ST74WA35A40UMKA	3461	36.1	95.8
ST74WA43A40UADB	4346	48.9	88.9
ST74WA51A40UPHA	5121	58.6	87.4



Philips Lightolier
 e: lol.webmaster@philips.com
 t: (508) 679-8131, Technical info. (978) 657-7600
 w: www.lightolier.com

ST74WA September 20, 2011

Specifications are subject to change without notice.
 © Koninklijke Philips Electronics N.V., 2011. All rights reserved.

Job Information Type: