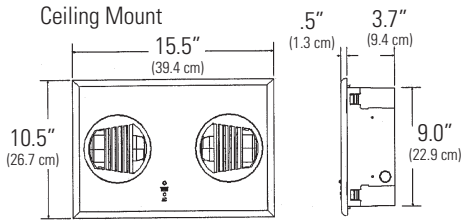


LIGHTOLIER® Solution Remote Series Emergency Lighting SOLUTION-R

Page 1 of 2

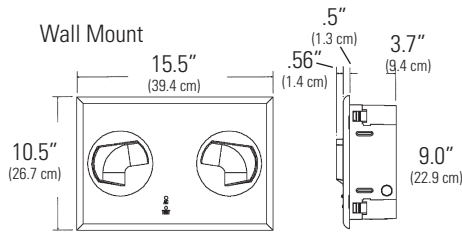
12 Volt 70 Watts Recessed Steel Housing with Impact Resistant Polycarbonate Cover

The Solution is an architectural, fully recessed emergency light of unsurpassed performance. Available in either ceiling mount or wall mount versions, Solution can light up to 90 linear feet to one footcandle average. Solution is fully recessed, therefore it's unobtrusive — and unlike surface mount emergency lights, it does not invite tampering.



Performance



I.E.S. format photometric data files are available for use with most lighting layout application software. Contact Lightolier Sales for specific layout assistance at 910-259-1000



Cut-out dimensions are 14 3/4" x 9 1/4"

Complete Fixture consists of unit and two lamp reflector systems.

How to Specify:

SOLUTION-R		
Model Series	Housing	Mounting
Solution Remote	W = White B = Black	WL = Wall Mount CL = Ceiling Mount

EXAMPLE:

SOLUTIONRWWL (Wall Mount)
SOLUTIONRWCL (Ceiling Mount)

Features

- 1. Illumination:** Two high performance 35 watt MR16 lamps combined with a reflector system. Optical assemblies can be rotated from 0° to 90° for corner installations. Unit is easily field connected to a remote capacity battery unit capable of providing 12 VDC to support 70 watts of load.
- 2. Housing:** 20 gauge galvanized steel backbox, flush cover and diffusers constructed of impact resistant polycarbonate. White finish is standard, black is optional.
- 3. Mounting:** Unit is either ceiling or wall mountable. (Specify mounting)

Code Compliance

U.L. 924 listed for insulated ceiling systems (IC rated).
NFPA 101, NEC, BOCA and OSHA illumination standards.
Meets ADA specifications for wall mounted lighting fixtures.

Options

TP = Tamperproof

Accessories

IBHK = Bar Hanger Kit for Mechanical Ceilings
T15TPTOOL = Tamperproof Screwdriver
WMLKIT = Wall Mounted Lens Kit
CMLKIT = Ceiling Mounted Lens Kit
CMLKITB = Ceiling Mounted Lens Kit for Black Unit

Job Information

Type:

Job Name:


Cat. No.:

Lamp(s):

Notes:

631 Airport Road, Fall River, MA 02720 • (508) 679-8131 • Fax (508) 674-4710
We reserve the right to change details of design, materials and finish.
www.lightolier.com © 2010 Philips Group • D0610

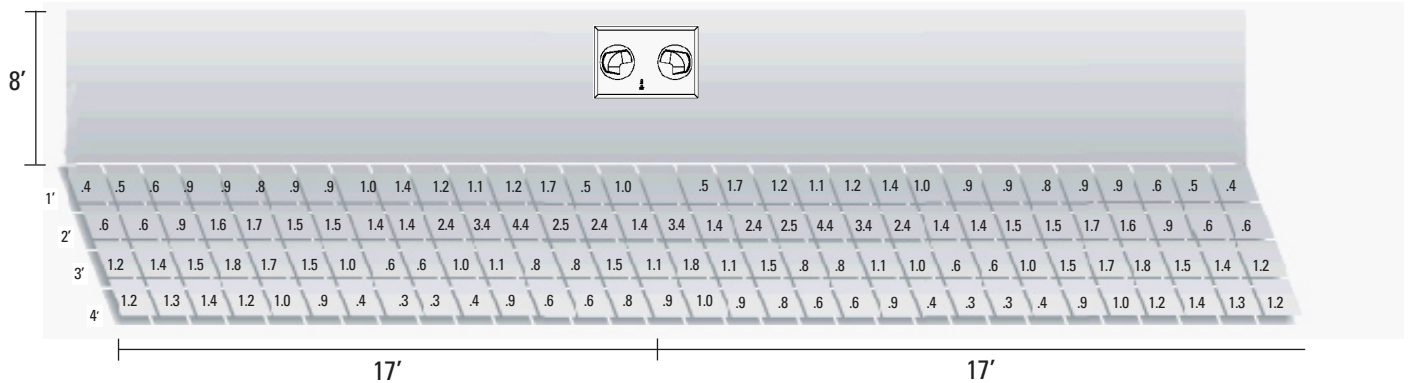
Optics



Shown: SOLUTIONRWWL
(Wall Mount Version)

Recessed Wall Mount Version

7.5' AFF

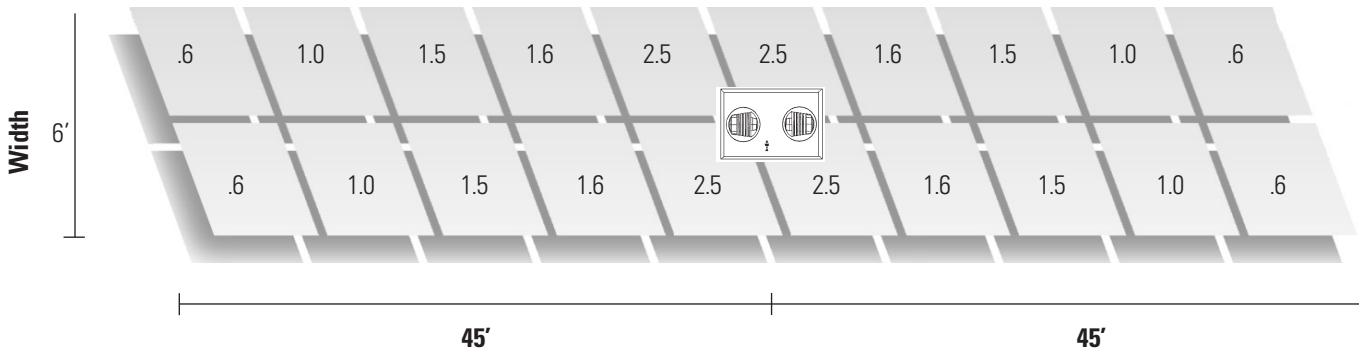


Average initial footcandles at floor = 1.05
Maximum initial footcandles at floor = 4.4

Minimum initial footcandles at floor = .30
Maximum to minimum ratio = 14.6 - 1

Recessed Ceiling Mount Version — 90 Feet Coverage to One Footcandle Average

10' A.F.F.



Average initial footcandles at floor = 1.5
Maximum initial footcandles at floor = 2.5

Minimum initial footcandles at floor = .6
Maximum to minimum ratio = 4.2 - 1.0

Job Information

Type:

631 Airport Road, Fall River, MA 02720 • (508) 679-8131 • Fax (508) 674-4710
We reserve the right to change details of design, materials and finish.
www.lightolier.com © 2010 Philips Group • D0610