
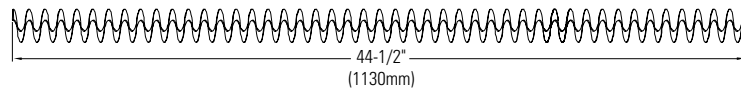
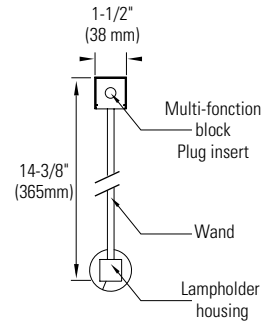
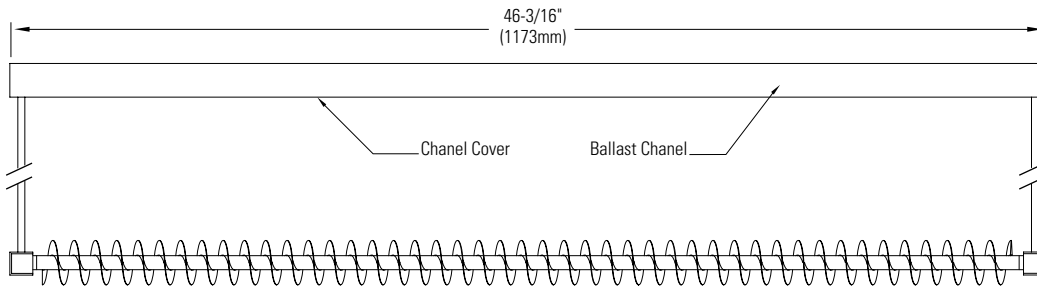
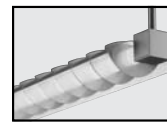
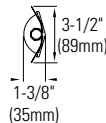
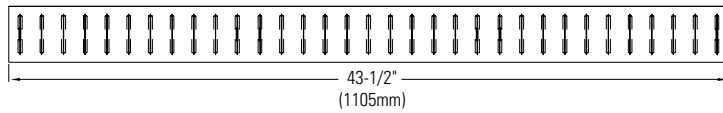



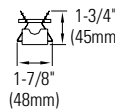
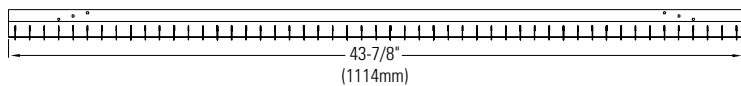
Dimensions



SPR: Add to unit. The Spiral louver produces refined, effective lengthwise shielding to minimize angle to direct view of the light source.



ORB: Add to unit. The Orbit louver displays perfect balance as it rotates into any number of positions from uplight to downlight to wall washing. (Position shown below).



TRL: Add to unit. The Tri-Level louver features three peg holes for varying louver height and the resulting downlight distribution. (Position shown beside).

Ordering guide (complete luminaire consist of unit & power feed)

Unit/Louver Cat. No.	Shielding	Lamp (linear)	Volts	Ballast Type	Finish
<input type="checkbox"/> SL111C128PIU	SPR	1-28W T5	120/277V	Programmed Rapid Start	Units: Brushed and Anodized Aluminum Spiral Louver: Textured Light Grey (paint) Orbit Louver: Semi-diffused Anodized Aluminum Tri-Louver: Semi-diffused Anodized Aluminum
<input type="checkbox"/> SL111C128PIH			347V		
<input type="checkbox"/> SL111C154PIU		120/277V			
<input type="checkbox"/> SL111C154PIH		347V			
<input type="checkbox"/> SL111C154MZ1		1-54W T5 HO	120V	Dimming Mark 10	
<input type="checkbox"/> SL111C154MZ2			277V		
<input type="checkbox"/> SL111C154PCU	120/277V		Dimming PowerSpec HDF		

Features

Ballast Channel: 0.05" (1.3mm) min. thick, 1-1/2" x 1-1/2" (38mm x 38mm) brushed and anodized extruded aluminum ballast channel. Provided with knock-outs and threaded holes to accept all mounting accessories.

Channel Cover: 0.04" (1mm) thick brushed and anodized aluminum ballast cover. Press-fit installation. No visible hardware.

Multi-Function Block (2): Solid brushed and anodized aluminum finish. Retains lampholder housing to the ballast channel. Also functions as a wireway for continuous rows and patterns.

Spiral Louver: 0.022" (56mm) to 0.089" (2.3mm) thick painted aluminum. Slide over the lamp and attach as a ground to the luminaire to operate the lamp properly.

Orbit Louver: 0.015" (0.38mm) thick painted aluminum semi-diffused. Slide over the lamp and attach as a ground to the luminaire to operate the lamp properly.

Wand: 0.125" (3.2mm) thick brushed and anodized aluminum tubing.

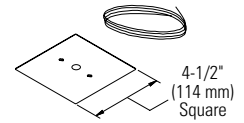
Plug Insert (2): 0.56" (14mm) dia. 0.31" (8mm) min. deep. Solid brushed and anodized aluminum finish. Hide the holes at each end of ballast channel when luminaire is not row mounted.

Lampholder Housing (2): 0.08" (2mm) min. thick, 1" (25mm) square brushed and anodized aluminum with turret style locking socket.

Job Information	Type:
Job Name:	
Cat. No.:	
Lamp(s):	
Notes:	

Accessories/Options

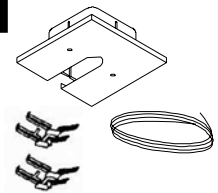
Cat. No.	Finish	Feed Canopy Kit
<input type="checkbox"/> SLO03JLG	Textured Light Grey	Mounts to end or middle of the channel for power feed from 3" (76mm) or 4" (102mm) octagonal outlet box. Kit includes one 0.05" (1.3mm) thick, 4-1/2" (114mm) grounded square steel plate. Comes with 4 wires 18 AWG, 10 Amps max.
<input type="checkbox"/> SLO03JWH	White	



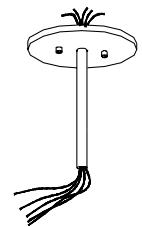
Cat. No.	Finish	Invisible Feed Kit
<input type="checkbox"/> SLO03K	Corrosion Protected	Accepts conduit or cable with 3/8" (10mm) or 1/2" (13mm) electrical connector (by others). Kit includes one 0.06" (1.5mm) thick wall by 1/2" (13mm) dia. seamless steel stem and, one 0.09" (2.3mm) thick by 5/8" (16mm) by 15/16" (24mm) dia. aluminum connector. (20 Amps max.)



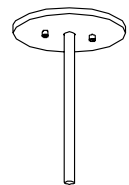
Cat. No.	Finish	Grid Ceiling Feed Kit
<input type="checkbox"/> SLO03LLG	Textured Light Grey	Mounts along runner or at the intersection of runners. Kit Includes one 2-1/8" (54mm) deep by 4" (102mm) grounded octagonal outlet box, one 0.05" (1.3mm) thick universal crossbar, one 4-1/2" (114mm) white plastic square, and two t-bar clips 5/32" (4mm) thick spacer, one 0.04" (1 mm) thick aluminum canopy and two t-bar wrap around clips. Comes with 4 wires 18 AWG, 10 Amps max.
<input type="checkbox"/> SLO03LWH	White	



Cat. No.	Finish	Power Feed Stem Kit
<input type="checkbox"/> SLO03M18LG	18" Textured Light Grey	Mounts to a 3" (76mm) or 4" (102mm) octagonal outlet box Kit includes one 0.024" (0.6mm) thick, 5" (127mm) round steel canopy, and one 0.06" (1.5mm) thick, 1/2" (13mm) dia. seamless steel stem, available in 4 different lengths and two decorative cylinder head screws. Complete installation of Power Feed Stem Kit. Field cuttable, re-thread stem 1/4-18 NPS. Comes with 5 pre-assembled wires. 10 Amps max.
<input type="checkbox"/> SLO03M36LG	36" Textured Light Grey	
<input type="checkbox"/> SLO03M48LG	48" Textured Light Grey	
<input type="checkbox"/> SLO03M72LG	72" Textured Light Grey	
<input type="checkbox"/> SLO03M18WH	18" White	
<input type="checkbox"/> SLO03M36WH	36" White	
<input type="checkbox"/> SLO03M48WH	48" White	
<input type="checkbox"/> SLO03M72WH	72" White	



Cat. No.	Finish	Stem Mounting Kit (non-electrical)
<input type="checkbox"/> SLO04M18LG	18" Textured Light Grey	Mounts to a 3" (76mm) or 4" (102mm) octagonal outlet box Kit includes one 0.024" (0.6mm) thick, 5" (127mm) round steel canopy, and one 0.06" (1.5mm) thick, 1/2" (13mm) dia. seamless steel stem, available in 4 different lengths and two decorative cylinder head screws. Complete installation of Power Feed Stem Kit. Field cuttable, re-thread stem 1/4-18 NPS.
<input type="checkbox"/> SLO04M36LG	36" Textured Light Grey	
<input type="checkbox"/> SLO04M48LG	48" Textured Light Grey	
<input type="checkbox"/> SLO04M72LG	72" Textured Light Grey	
<input type="checkbox"/> SLO04M18WH	18" White	
<input type="checkbox"/> SLO04M36WH	36" White	
<input type="checkbox"/> SLO04M48WH	48" White	
<input type="checkbox"/> SLO04M72WH	72" White	

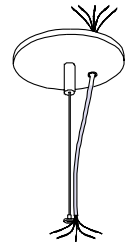


Job Information	Type:
------------------------	--------------

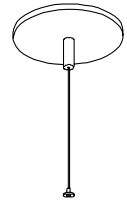
Lightolier www.lightolier.com
 631 Airport Road, Fall River, MA 02720 • (508) 679-8131 • Fax (508) 674-4710
 We reserve the right to change details of design, materials and finish.
 © 2008 Philips Group • **SL111C1.pdf**

Canlyte www.canlyte.com
 3015 Louis-Amos, Lachine, Québec H8T 1C4 • (514) 636-0670 • (514) 636-0460

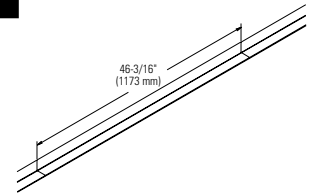
Cat. No.	Finish	Power Feed Cable Kit
<input type="checkbox"/> SL003NLG	Textured Light Grey	Mounts to a 3" (76mm) or 4" (102mm) octagonal outlet box. Kit includes one 0.024" (0.6mm) thick, 5" (127mm) round steel canopy, one 0.05" (1.3mm) thick grounded crossbar threaded stud, one 0.046" (1.2mm), 96" (2438mm) long aircraft galvanized cable with zinc plated hanger adjusting glider hardware, two white plastic cable stay and one 18 AWG (AWM), 10 feet (3048mm) long white cord, 10 Amps max.
<input type="checkbox"/> SL003NWH	White	



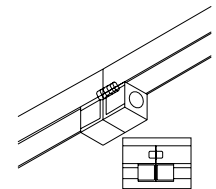
Cat. No.	Finish	Cable Mounting Kit (non-electrical)
<input type="checkbox"/> SL004NLG	Textured Light Grey	Mounts to a 3" (76mm) or 4" (102mm) octagonal outlet box. Kit includes one 0.024" (0.6mm) thick, 5" (127mm) round steel canopy, one 0.05" (1.3mm) thick grounded crossbar, threaded stud, one 0.046" (1.2mm), 96" (2438mm) long galvanized aircraft galvanized cable with zinc plated hanger and adjusting glider hardware. Can be used with either Cable or Stem Power Feed Kit.
<input type="checkbox"/> SL004NWH	White	



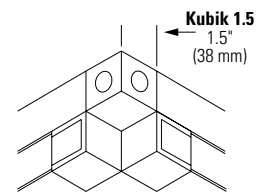
Cat. No.	Finish	Extension Blank (4')
<input type="checkbox"/> SL003P4	Brushed Aluminum	Permits power feed between two 1.5" x 1.5" (38mm x 38mm) brushed and anodized units in a straight run with supplied extra wires 18 AWG, 10 Amps max, and wire connectors to energize them. Includes one 46-3/16" (1173mm) long extruded aluminum channel and cover, two solid aluminum multi-function blocks as a wireway, plug inserts and wire connectors.



Cat. No.	Finish	Invisible Coupler
<input type="checkbox"/> SL003Q	Zinc plated	Invisible coupler for joining two Kubik 1.5 units together mechanically or/and electrically. Recommended for direct surface mounting. Comes with 4 wires 18 AWG, 10 Amps max.



Cat. No.	Finish	5 Face Connector
<input type="checkbox"/> SL003R	Brushed Aluminum	Kubik 1.5 units coupled with exclusive solid brushed and anodized aluminum 5-face connectors and power feed can satisfy virtually any layout requirement. The connector permits you to create square, rectangular, continuous rows, L, T, X configurations. Includes four threaded couples, plug insert (3), four wires 18 AWG and wire connectors, 10 Amps max.



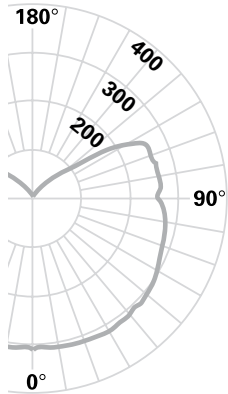
Job Information **Type:**

Lightolier
 631 Airport Road, Fall River, MA 02720 • (508) 679-8131 • Fax (508) 674-4710
 We reserve the right to change details of design, materials and finish.
 © 2008 Philips Group • SL111C1.pdf

Canlyte
 3015 Louis-Amos, Lachine, Québec H8T 1C4 • (514) 636-0670 • (514) 636-0460

Performance

CANDLEPOWER CURVE



REPORT NO: C9882
 CAT. NO: SL111C128PI/SL002ALG
 1 x 28W T5 at 2610 Lumens
 Efficiency: 57.7 %
 Candela at Nadir: 312cd

CANDLEPOWER

ZONE DEG	CANDLEPOWER				
	ALONG	22.5	45	67.5	ACROSS
0	312	312	312	312	312
5	316	313	311	309	304
15	284	279	290	303	311
25	235	236	264	295	312
35	179	191	232	281	309
45	120	141	203	265	308
55	61	93	172	248	299
65	33	52	145	232	287
75	22	34	120	218	278
85	13	27	102	203	265
90	0	21	90	189	253
95	0	20	97	198	260
105	0	17	97	196	258
115	0	11	75	187	252
125	0	9	19	82	134
135	0	0	0	5	27
145	0	0	0	0	0
155	0	0	0	0	0
165	0	0	0	0	0
175	0	0	0	0	0
180	0	0	0	0	0

COEFFICIENTS OF UTILIZATION

ZONAL CAVITY METHOD * EFFECTIVE FLOOR CAVITY REFLECTANCE = .20

Room Cavity Ratio	Wall Reflectance											
	80				70				50			
	70	50	30	10	70	50	30	10	50	30	10	
0	.65	.65	.65	.65	.62	.62	.62	.62	.56	.56	.56	
1	.58	.55	.52	.49	.55	.52	.49	.47	.47	.44	.42	
2	.52	.47	.42	.39	.49	.44	.40	.37	.40	.37	.34	
3	.47	.41	.36	.32	.45	.39	.34	.31	.35	.31	.28	
4	.43	.36	.31	.27	.41	.34	.30	.26	.31	.27	.24	
5	.39	.32	.26	.22	.37	.30	.25	.22	.27	.23	.20	
6	.36	.28	.23	.19	.34	.27	.22	.19	.24	.20	.17	
7	.33	.25	.20	.17	.32	.24	.20	.16	.22	.18	.15	
8	.31	.23	.18	.14	.29	.22	.17	.14	.20	.16	.13	
9	.28	.21	.16	.12	.27	.20	.15	.12	.18	.14	.11	
10	.26	.19	.14	.11	.25	.18	.14	.11	.16	.13	.10	

DETERMINED IN ACCORDANCE WITH CURRENT IES PUBLISHED PROCEDURES
 LUMINAIRE INPUT WATTS = 33.2

DISTRIBUTION

ZONE	LUMENS	% LAMP	% LUMINAIRE
0-30	235	9.05	15.68
0-40	383	14.75	25.55
0-60	697	26.81	46.50
0-90	1110	42.69	74.05
40-90	726	27.94	48.43
60-90	412	15.88	27.48
90-180	389	14.96	25.95
0-180	1499	57.65	100.00

Options and Accessories

Emergency Lighting: Electronic Bodine slim profile battery pack. The emergency ballast senses the power failure and immediately switches to emergency mode by illuminating the lamp at a reduced lumen output for a minimum of 90 mins. The battery fully recharges within 24 hours. Add suffix **(EM)** to the catalogue numbers.

DALI Interface: Digital Addressable Lighting Interface available upon request for individual luminaires. Ballast 120 volts or 277 volts only. Consult your Lightolier representative.

Markings

cULus Listed. Suitable for damp locations.

Mounting

Direct Mount: No mounting directly are possible at the ceiling no to the wall.

Suspended Mount: Single stem or aircraft cable with round canopy suitable for mounting one standard outlet box for plaster ceiling exposed installation or suspended ceilings mounts. Stem and cable mounts can both be used on the same luminaire.

Patterns: Suitable for different patterns in continuous row mounting.

Electrical

Ballast: Electronic slim profile 1 lamp 28W T5 or 54W T5HO linear ballast.

U: Universal voltage ballast automatically detects 120V to 277V, 50 or 60Hz operations.

1: 120V ballast only.

2: 277V ballast only.

H: 347V ballast only.

Lampholder: G5 plug-in base, miniature Bi-pin.

Finish

Natural brushed and anodized aluminum. All painted parts are powder coat paint process.

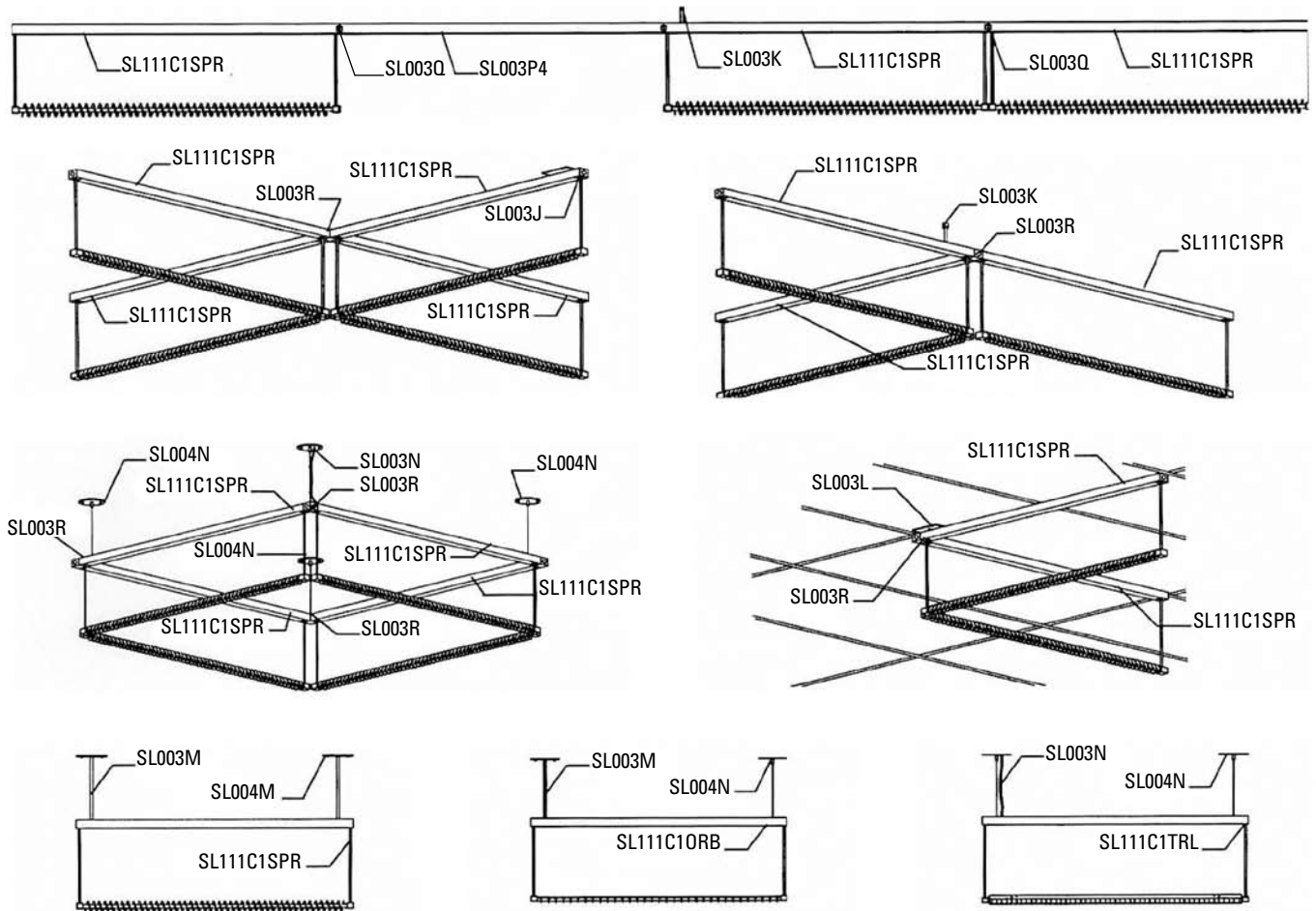
Job Information

Type:

Lightolier www.lightolier.com
 631 Airport Road, Fall River, MA 02720 • (508) 679-8131 • Fax (508) 674-4710
 We reserve the right to change details of design, materials and finish.
 © 2008 Philips Group • **SL111C1.pdf**

Canlyte www.canlyte.com
 3015 Louis-Amos, Lachine, Québec H8T 1C4 • (514) 636-0670 • (514) 636-0460

Patterns



Lightolier
 631 Airport Road, Fall River, MA 02720 • (508) 679-8131 • Fax (508) 674-4710
 We reserve the right to change details of design, materials and finish.
 © 2008 Philips Group • **SL111C1.pdf**

www.lightolier.com

Job Information	Type:
------------------------	--------------

Canlyte
 3015 Louis-Amos, Lachine, Québec H8T 1C4 • (514) 636-0670 • (514) 636-0460

www.canlyte.com