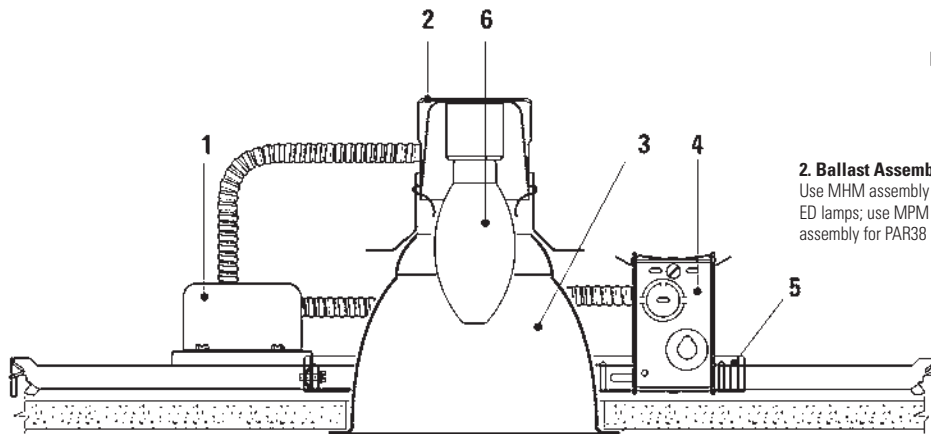




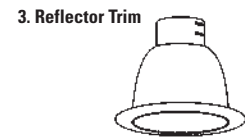
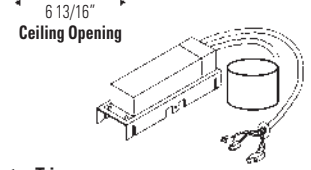
Lytecaster® Recessed Downlighting **MHM75**

Page 1 of 1

6 3/4" Aperture H.I.D. Metal Halide Lamps (Open Fixture Type) Ballast Assembly



2. Ballast Assembly
Use MHM assembly for ED lamps; use MPM assembly for PAR38 lamps.



Complete Fixture consists of Frame-In Kit, Ballast Assembly, & Reflector Trim. Select each separately.

Frame-In Kit	Reflector Trim
1102HF	1146HR Specular Clear
Ballast Assembly	LAMPS: 70W, 100W ED17 (Coated)
MHM75 (for 70W ED17 coated Open Fixture Lamps)	
MHM100 (for 100W ED17 coated Open Fixture Lamps)	Max. Ceiling Thickness 1"
MPM70 (for 70W PAR38 Lamps)	1105HR Matte Black Step Baffle
MPM100 (for 100W PAR38 Lamps)	LAMPS: 70W, 100W ED17 (Coated) 70W, 100W PAR38
	Max. Ceiling Thickness 1"
	1113HR Specular Clear
	LAMPS: 70W, 100W ED17 (Coated) 70W, 100W PAR38
	Max. Ceiling Thickness 1"
	1151HR Specular Clear
	LAMPS: 70W, 100W PAR38
	Max. Ceiling Thickness 1 1/2"
	1149HR Specular Matte Black
	LAMPS: 70W, 100W PAR38
	Max. Ceiling Thickness 1 1/2"
	1126HR Matte White Bezel
	LAMPS: 70W ED17 (Coated)
	Max. Ceiling Thickness 1 1/4"

Features

- Ballast Assembly:** Splice Box is fastened to ballast and #16 ga. ballast plate to form one complete assembly locked by retaining screw to mounting frame. Complete assembly accessible from below for inspection and replacement.
- Socket Housing:** Impact-extruded aluminum; adjustable to accommodate different lamps.
- Reflector:** Accepts reflectors shown above. See standard (non HR) specification sheets for construction details.
- Junction Box:** 4" x 3 1/2" x 2", 14 ga steel. Contains plug-in connectors for ballast assembly. May be wired-in before ballast assembly is installed. Integral cable clamps permit attachment of nonmetallic Romex® or armored cable without need for additional connectors..
- Mounting Frame:** #20 ga. electro-galvanized steel, furnished with 13" long mounting bars.
- Lamps:** Use open fixture (no glass guard) E and ED metal halide lamps (will not accept standard metal halide lamps).

Finish

All painted finishes are baked enamel.

Mechanical

Provided with .054" (#16 ga.) galvanized steel. 13" long bars to 27", rotatable and lockable, with integral T-bar tabs.

Electrical

Porcelain socket medium base heavy duty 4KV pulse rated nickel plated screw shell. Pre-wired quick plug-in connector for easy attachment to Junction Box. UL listed for max. of (8) No. 12, 70°C through branch circuit conductors (4 in - 4 out), or 60°C conductors for end of run. Ballast: Thermally protected, HPF, Dual Tap 120/277 Volt encased and filled, attached splice box.

Thermally Protected – Complies with UL and NEC thermal protection requirements.

Options – Auxiliary lighting system for temporary H.I.D. lamp outage and fusing (consult factory).

Accessories

- Plaster Ring:** 1961
- Extra Wide Flange Trim Ring:** 1954
- Extra Thick Ceiling Ring:** 1967A

Labels

UL (Suitable for Damp Locations), I.B.E.W

Romex® is a registered trademark of General Cable Industries Inc.

Job Information	Type:
Job Name:	
Cat. No.:	
Lamp(s):	
Notes:	

Lightolier a Genlyte company www.lightolier.com
631 Airport Road, Fall River, MA 02720 • (508) 679-8131 • Fax (508) 674-4710
We reserve the right to change details of design, materials and finish.
© 2011 Genlyte Group LLC • G0711

LIGHTOLIER®