

# WALL WASHER/INDIRECT WALL MOUNT BI-LYTER

## FEATURES

- Same fixture can be used as a wall washer when ceiling mounted, or for indirect lighting when wall mounted.
- When wall mounted, ideal for indirect lighting small offices or corridors.
- When ceiling mounted, ideal for lighting chalk boards, bulletin boards, wall displays or any vertical surface.
- Only 4" deep.
- Meets ADA when wall mounted.
- Soft rounded corners and edges create an elegant appearance.
- 20 gauge cold rolled steel body.
- Die-cast aluminum end caps.
- Specular reflector.
- 4' unit 2-TT5 or 1 T8 lamp.
- 2' unit TT5 lamp.
- Off white baked acrylic finish (standard).
- Can be used in continuous rows.
- Meets NYC Code Requirements.

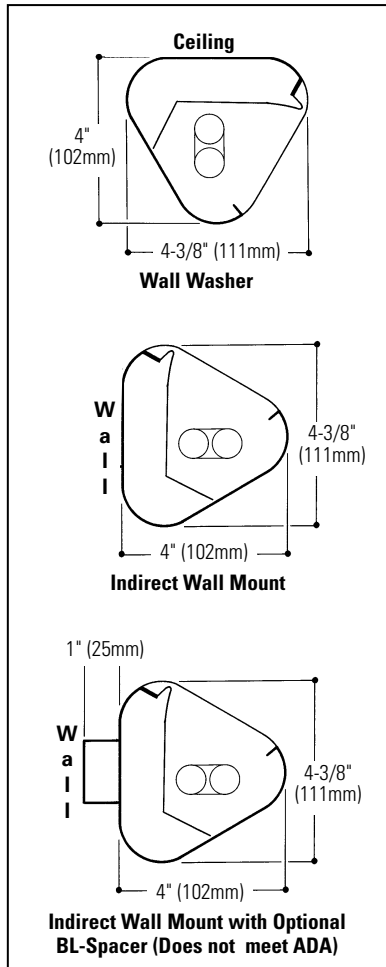


Wall Washer

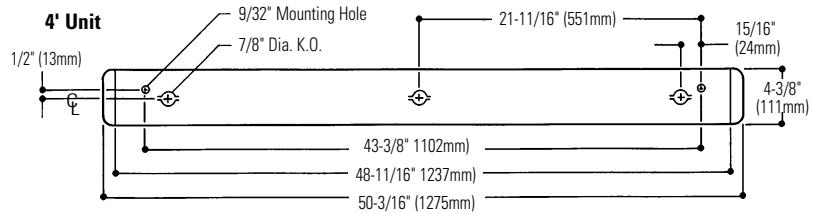
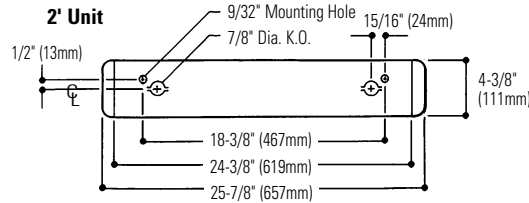


Indirect Wall Mount

## MOUNTING METHODS



## DIMENSIONS



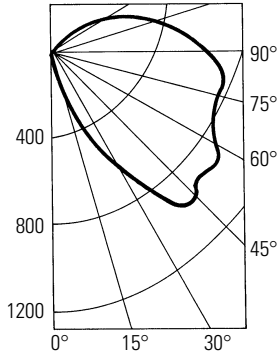
Job Information	Type:
<b>Job Name:</b>	
<b>Cat. No.:</b>	
<b>Lamp(s):</b>	
<b>Volts/Ballast:</b>	

Lightolier a Genlyte Thomas Company [www.lightolier.com](http://www.lightolier.com)  
 Technical Information: (978) 657-7600 • Fax (978) 658-0595  
 631 Airport Road, Fall River, MA 02720 • (508) 679-8131 • Fax (508) 674-4710  
 We reserve the right to change details of design, materials and finish.  
 © 2002 Genlyte Thomas Group LLC (Lightolier Division)  
 A0902 **Section 5/Folio K10-31**

**LIGHTOLIER**

# WALL WASHER/INDIRECT WALL MOUNT **BI-LYTER**

## PHOTOMETRY

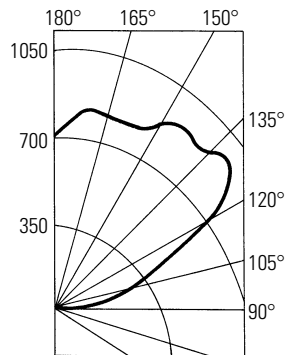


Maintained footcandle readings on wall with 40 watt lamp (BLSW124120SB).

Footcandles on Wall: Fixtures 3 feet from wall to outside edge of fixture.

Ceiling	Individual Bi-Lyter								Multiple Units								Continuous Row													
	0'	1'	2'	3'	4'	5'	6'	7'	8'	← 4' →				← 6' →				0'	1'	2'	3'	4'	5'	6'	7'	8'				
8'	86	72	46	25	14	9	6	5	4	100	98	92	98	100	93	82	60	50	60	82	93	157	184	199	204	207	204	199	184	157
7'	70	60	40	24	14	9	6	5	4	83	84	81	84	83	76	69	54	47	54	69	76	134	158	170	176	178	176	170	158	134
6'	47	42	31	20	13	9	6	5	4	59	63	63	63	59	53	51	44	41	44	51	53	101	118	128	134	135	134	128	118	101
5'	30	27	22	16	10	7	6	5	4	40	43	43	43	40	35	35	32	31	32	35	35	71	82	89	93	94	93	89	82	71
4'	17	15	13	10	8	6	5	4	3	24	26	26	26	24	21	21	21	21	21	21	45	51	55	57	58	57	55	51	45	
3'	9	9	8	7	6	5	4	3	3	15	16	16	16	15	13	14	14	14	14	13	30	33	35	36	36	36	35	33	30	
2'	6	6	5	5	4	4	3	3	3	10	10	11	10	10	9	9	9	9	9	9	21	23	24	25	25	25	24	23	21	
1'	4	4	4	4	3	3	3	3	2	8	8	8	8	8	7	7	7	7	7	7	17	17	18	18	19	18	18	17	17	
Floor																														

## Wallwasher (Ceiling mounted)

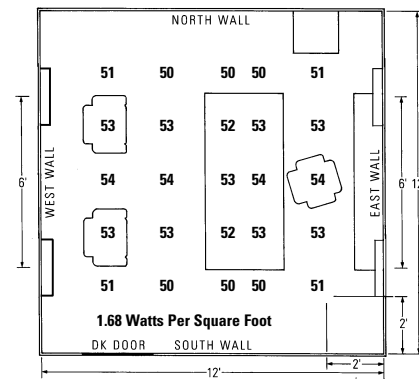


### Small Office Application

Only four Bi-Lyters with 55 watt lamps are required to illuminate a 12' x 12' (80/80/50) office space to 50 maintained footcandles with only 1.68 watts per square foot (BLSW126120SB).

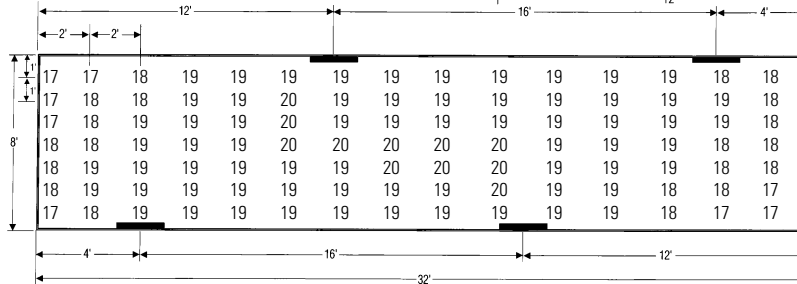
Luminaire mounted 18" from ceiling  
12' x 12' Office Space / 9' Ceiling Height  
Reflectance: 80% Ceiling, 80% Wall, 50% Floor.

Reported numbers are maintained footcandles at desk top level with 55 watt lamp. Footcandle readings will vary depending on room reflectance.



## Indirect (Wall mounted)

Corridor Application  
Corridor maintained footcandle readings at floor level with 40 watt lamp (BLSW124120SB).



## ORDERING INFORMATION

Explanation of Catalog Number. Example: BLSW126120SBGLR

<b>BL</b>	<b>S</b>	<b>W</b>						
<b>BI-LYTER:</b> Wall Washer/ Indirect Wall Mount	<b>SURFACE:</b> S=Ceiling or Wall Mount	<b>EXTERIOR FINISH:</b> W=Off White (egg-shell standard) F=Flat White	<b>LAMPS*:</b> (2' Unit) 1-TT5 (4' Unit) 2-TT5 or 1-T8	<b>LENGTH:</b> 2=24" 4=48"	<b>WATTS:</b> 1=18 watts 2=24 watts 4=40 watts 6=55 watts (4' unit only) 3=32 watts (T8)	<b>VOLTAGE:</b> 120 or 277	<b>BALLAST/LAMP:</b> SB=Electronic (TT5) SO=Electronic (T8) (4' unit only)	<b>OPTIONS:</b> Add appropriate suffix to catalog no., ie: (GLR)

\*For linear T5 consult factory.

## OPTIONS & ACCESSORIES

- FUSING:** Internal fast-blow fusing. SUFFIX: **GLR**.  
Internal slow-blow fusing. SUFFIX: **GMF**.
- RADIO INTERFERENCE FILTER:** 120 or 277 volt, 50 or 60 Hz. One per fixture is standard. SUFFIX: **RF**.
- ELECTRICAL/WIRING OPTIONS:** Consult factory.
- CONTINUOUS ROW:** Order Catalog Number: **BL COUPLER**.
- T-GRID MOUNTING:** Order Catalog Number: **BL MOUNT**.
- WALL MOUNT SPACER:** Order Catalog Number: **BL SPACER**.  
(Does not meet ADA).

## SPECIFICATIONS:

**MATERIALS:** Chassis parts are die-formed 20 gauge cold rolled steel. Reflector—pre-anodized aluminum (Coilzak® or equal).

## SPECIFICATIONS (continued)

- END CAPS:** Die-cast aluminum.
- FINISH:** Chassis exterior—off white (egg-shell standard) baked acrylic.
- REFLECTOR:** specular low-iridescence pre-anodized reflector sheet.
- ELECTRICAL:** Thermally protected class "P" ballast C.B.M. approved, non PCB. If K.O. is within 3" of ballast, use wire suitable for at least 90°.
- LABELS:** I.B.E.W. UL and ULc Listed.

## Job Information Type:

Lightolier a Genlyte Thomas Company [www.lightolier.com](http://www.lightolier.com)  
 Technical Information: (978) 657-7600 • Fax (978) 658-0595  
 631 Airport Road, Fall River, MA 02720 • (508) 679-8131 • Fax (508) 674-4710  
 We reserve the right to change details of design, materials and finish.  
 © 2002 Genlyte Thomas Group LLC (Lightolier Division)  
 A0902 **Section 5/Folio K10-31**

**LIGHTOLIER**