

Ordering Information

Catalog No.	Finishes	Mountings	Lamps
8655 WH	Matte White	All Power Jacks	MR16 Bi-Pin
8655 BK	Matte Black	Note: for wall mounting, additional bushing required (Item No. 58622).	50W Max.

Features

- Lamp Bracket:** stamped steel with insulated end knob made of high temperature silicone rubber which allows for aiming adjustments while fixture is on.
- Socket:** bi-pin base ceramic socket wired with 18 ga. stranded Teflon leads with fiberglass outer sleeve.
- Male Jack Connector:** mounted in 3/8" dia. stainless steel stem. Plugs into any 8600 Power Jack or Extender Stem. Allows for 360° horizontal rotation.
- Tension Pivot Mount:** die-cast aluminum. Allows for 180° vertical rotation.
- Lamp Guard:** tempered glass; can be substituted with 2" filter.
- Spring:** steel springs hold lamp and housing in place.

Finish

All painted finishes are powder coated baked enamel.

Options & Accessories

2" UV Filter AF2UV

Electrical/Dimming

For dimming information refer to Power Jack specification sheets.

Labels

UL

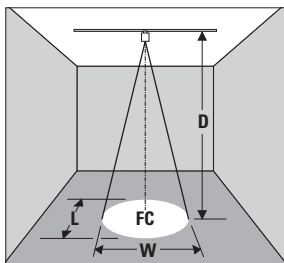
Job Information	Type:
Job Name:	
Cat. No.:	
Lamp(s):	
Notes:	

Lighting Data

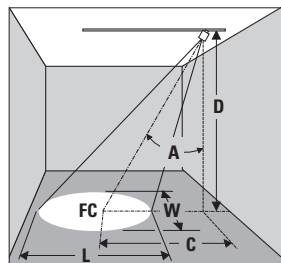
Aiming Angle:

L Beam length
W Beam width
C Distance to center of beam
D Distance
A Aiming angle
FC Footcandles
L and **W** are the outer points where the candlepower drops to 50% of the maximum. **FC** are the initial footcandles at the center of the beam.

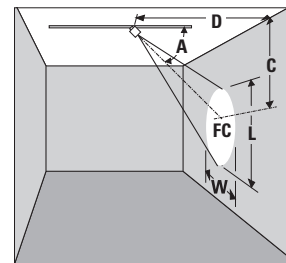
0°



30° 45° or 60° Horizontal



30° 45° or 60° Vertical



Lamp

Lamp	50% Max CP	C.P. Candelas	Life-Hrs	0° Aiming Angle					A = 30° Aiming Angle					A = 45° Aiming Angle					A = 60° Aiming Angle				
				D	FC	L	W	D	C	FC	L	W	D	C	FC	L	W	D	C	FC	L	W	
20W MR16 (T-H) VNSP (EZK) 7°	8200	3000	7'	167	0.9'	0.9'	6'	3.5'	148	1.0'	0.8'	4'	4.0'	181	1.0'	0.7'	2'	3.5'	256	1.0'	0.5'		
			10'	82	1.2'	1.2'	9'	5.2'	66	1.5'	1.3'	6'	6.0'	81	1.5'	1.0'	3'	5.2'	114	1.5'	0.7'		
			13'	49	1.6'	1.6'	12'	6.9'	37	2.0'	1.7'	8'	8.0'	45	2.0'	1.4'	4'	6.9'	64	2.0'	1.0'		
			16'	32	2.0'	2.0'	15'	8.7'	24	2.4'	2.1'	10'	10.0'	29	2.5'	1.7'	5'	8.7'	41	2.5'	1.2'		
20W MR16 (T-H) NSP (ESX) 13°	3600	3000	6'	100	1.4'	1.4'	5'	2.8'	94	1.5'	1.3'	3'	3.0'	141	1.4'	1.0'	2'	3.5'	113	1.9'	0.9'		
			8'	58	1.8'	1.8'	7'	4.0'	48	2.1'	1.8'	5'	5.0'	51	2.3'	1.6'	3'	5.2'	50	2.8'	1.4'		
			10'	38	2.3'	2.3'	9'	5.2'	29	2.7'	2.4'	7'	7.0'	28	3.2'	2.3'	4'	6.9'	28	3.8'	1.8'		
			12'	25	2.7'	2.7'	11'	6.4'	19	3.4'	2.9'	9'	9.0'	18	4.2'	2.9'	5'	8.7'	18	4.7'	2.3'		
20W MR16 (T-H) FL (BAB) 40°	525	4000	2'	131	1.5'	1.5'	2'	1.2'	85	2.0'	1.7'	2'	2.0'	45	3.4'	2.1'	1'	1.7'	66	4.8'	1.5'		
			3'	58	2.2'	2.2'	3'	1.7'	38	3.0'	2.5'	3'	3.0'	21	5.0'	3.1'	2'	3.5	16	9.7'	2.9'		
			4'	33	2.9'	2.9'	4'	2.3'	21	4.1'	3.4'	4'	4.0'	12	6.7'	4.1'	3'	5.2'	7	14.5'	4.4'		
			5'	21	3.6'	3.6'	5'	2.9'	14	5.1'	4.2'	5'	5.0'	7	8.4'	5.1'	4'	6.9'	4	19.3'	5.8'		
35W MR16 (T-H) NSP (FRB) 12°	8700	4000	7'	178	1.5'	1.5'	6'	3.5'	157	1.7'	1.5'	4'	4.0'	192	1.7'	1.2'	2'	3.5'	272	1.7'	0.8'		
			10'	87	2.1'	2.1'	9'	5.2'	70	2.5'	2.2'	6'	6.0'	85	2.6'	1.8'	3'	5.2'	121	2.6'	1.3'		
			13'	51	2.7'	2.7'	12'	6.9'	39	3.4'	2.9'	8'	8.0'	48	3.4'	2.4'	4'	6.9'	68	3.8'	1.8'		
			16'	34	3.4'	3.4'	15'	8.7'	25	4.2'	3.6'	10'	10.0'	31	4.3'	3.0'	5'	8.7'	44	4.3'	2.1'		
35W MR16 (T-H) SP (FRA) 20°	3900	4000	6'	108	2.1'	2.1'	5'	2.9'	101	2.4'	2.0'	3'	3.0'	153	2.2'	1.5'	2'	3.5'	122	3.1'	1.4'		
			8'	61	2.8'	2.8'	7'	4.0'	52	3.3'	2.9'	5'	5.0'	55	3.6'	2.5'	3'	5.2'	54	4.7'	2.1'		
			10'	39	3.5'	3.5'	9'	5.2'	31	4.3'	3.7'	7'	7.0'	28	5.1'	3.5'	4'	6.9'	30	6.2'	2.8'		
			12'	27	4.2'	4.2'	11'	6.4'	21	5.2'	4.5'	9'	9.0'	17	6.6'	4.5'	5'	8.7'	20	7.8'	3.5'		
12W MR16 (T-H) VNSP (EZY) 9°	13100	3500	8'	205	1.3'	1.3'	20'	33	3.1'	3.1'	16'	9.2'	33	3.4'	2.9'	11'	11.0'	38	3.5'	2.4'			
			12'	91	1.9'	1.9'	7'	4.0'	174	1.5'	1.3'	5'	5.0'	185	1.6'	1.1'	3'	5.2'	182	1.9'	0.9'		
			16'	51	2.5'	2.5'	10'	5.8'	85	2.1'	1.8'	7'	7.0'	95	2.2'	1.6'	4'	6.9'	102	2.6'	1.3'		
30W MR16 (T-H) NFL (EXZ) 27°	3400	4000	6'	94	2.9'	2.9'	12'	24	5.8'	5.8'	11'	6.4'	18	7.2'	6.1'	6'	6.0'	45	3.8'	1.9'			
			8'	53	3.8'	3.8'	5'	2.9'	88	3.3'	2.8'	3'	3.0'	134	3.1'	2.0'	2'	3.5'	106	4.6'	1.9'		
			10'	34	4.8'	4.8'	7'	4.0'	45	4.6'	3.9'	5'	5.0'	48	5.1'	3.4'	3'	5.2'	47	7.0'	2.9'		
30W MR16 (T-H) FL (EXN) 40°	1850	4000	4'	116	2.9'	2.9'	3'	1.7'	134	3.0'	2.5'	3'	3.0'	73	5.0'	3.1'	1'	1.7'	231	4.8'	1.5'		
			6'	51	4.4'	4.4'	5'	2.9'	48	5.1'	4.2'	4'	4.0'	41	6.7'	4.1'	2'	3.5'	58	9.7'	2.9'		
			8'	29	5.8'	5.8'	7'	4.0'	25	7.4'	5.9'	5'	5.0'	26	8.4'	5.1'	3'	5.2'	26	14.5'	4.4'		
30W MR16 (T-H) WFL (FNV) 55°	1150	4000	3'	128	3.1'	3.1'	9'	14	9.4'	9.4'	9'	5.2'	9	13.7'	10.8'	4'	6.9'	14	19.3'	5.8'			
			5'	46	5.2'	5.2'	3'	1.7'	83	4.6'	3.6'	2'	2.0'	102	5.7'	2.9'	1'	1.7'	144	22.3'	2.1'		
			7'	23	7.3'	7.3'	5'	2.9'	30	7.8'	6.0'	3'	3.0'	45	8.6'	4.4'	2'	3.5	36	44.5'	4.2'		
15W MR16 (T-H) NSP (EYF) 14°	12000	4000	8'	188	2.0'	2.0'	20'	30	4.9'	4.9'	16'	9.2'	30	5.3'	4.5'	11'	11.0'	35	5.5'	3.8'			
			12'	83	2.9'	2.9'	7'	4.0'	159	2.3'	2.0'	5'	5.0'	170	2.5'	1.7'	3'	5.2'	167	3.1'	1.5'		
			16'	47	3.9'	3.9'	10'	5.8'	78	3.3'	2.8'	7'	7.0'	87	3.5'	2.4'	4'	6.9'	94	4.1'	2.0'		
15W MR16 (T-H) NFL (EYJ) 25°	4900	4000	6'	136	2.7'	2.7'	12'	34	5.3'	5.3'	11'	6.4'	26	6.0'	5.6'	6'	6.0'	42	8.2'	2.9'			
			8'	77	3.5'	3.5'	5'	2.9'	127	3.0'	2.6'	3'	3.0'	192	2.8'	1.9'	2'	3.5'	153	4.2'	1.8'		
			10'	49	4.4'	4.4'	7'	4.0'	65	4.2'	3.6'	5'	5.0'	69	4.7'	3.1'	3'	5.2'	68	6.2'	2.7'		
15W MR16 (T-H) FL (EYC) 42°	2100	4000	4'	131	3.1'	3.1'	10'	21	7.7'	7.7'	9'	5.2'	17	9.7'	8.0'	5'	8.0'	21	10.8'	4.4'			
			6'	58	4.6'	4.6'	3'	1.7'	152	3.2'	2.7'	3'	3.0'	82	5.4'	3.3'	1'	1.7'	263	5.5'	1.5'		
			8'	33	6.1'	6.1'	5'	2.9'	55	5.4'	4.4'	4'	4.0'	46	7.2'	4.3'	2'	3.5'	66	11.0'	3.1'		

WE RESERVE THE RIGHT TO CHANGE DETAILS OF DESIGN, MATERIALS

LIGHTOLIER a GENLYTE company.

Job Information

Type:

Lightolier a Genlyte company
 631 Airport Road, Fall River, MA 02720 • (508) 679-8131 • Fax (508) 674-4710
 We reserve the right to change details of design, materials and finish.
 © 2007 Genlyte Group LLC • C0507