

Ordering Information

Catalog No.	Finishes	Track Mountings	Lamps
8296E WH 8296E BK	Matte White Matte Black	All Lytespan Track Systems and Multipoint. DO NOT USE with any other mounting accessories, horizontally mounted wall track, or stem mounted radius track.	PAR30L 70W Metal Halide

Features

- 1. Ring:** Die-cast aluminum with cool grip insulation band; a high temperature silicone rubber which allows aiming adjustments while fixture is on.
- 2. Socket:** 5KV pulse rated ceramic body socket with nickel plated lamp contacts; leads encased in silicone coated fiberglass sleeving.
- 3. Socket Boot:** High temperature insulating silicone rubber.
- 4. Ballast:** High Power Factor electronic HID ballast. Housed in aluminum extrusion.
- 5. Track Attachment Fitting:** Molded polycarbonate, rotates into track; integral polarity keyguard.
- 6. Locking Lever:** Safety locking lever locks and supports fixture in track.
- 7. Brass Contact:** Extends for connection to second circuit in Advent® Lytespan track.
- 8. Pivots:** 180° horizontal and vertical rotation with tensioned mounts for controlled aim.
- 9. Spring:** Spring steel, holds lamp, lens and louver accessories in place.

Options & Accessories

Beam Elongator	AF3AS
Beam Smoother	AF3LF
Louwer (Hex Cell)	AL3HC

Finishes

All painted finishes powder coated baked enamel.

Electrical

Input Watts: 82
Line Current: 0.83 Amps max.

Labels

UL, I.B.E.W.

Job Information	Type:
Job Name:	
Cat. No.:	
Lamp(s):	
Notes:	

Lightolier a Genlyte Thomas Company www.lightolier.com
 631 Airport Road, Fall River, MA 02720 • (508) 679-8131 • Fax (508) 674-4710
 We reserve the right to change details of design, materials and finish.
 © 2003 Genlyte Thomas Group LLC (Lightolier Division) • A0503

LIGHTOLIER

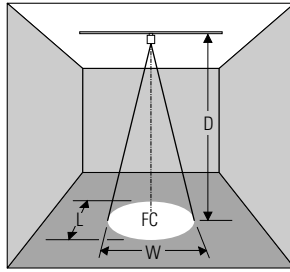


Lighting Data
Aiming Angle

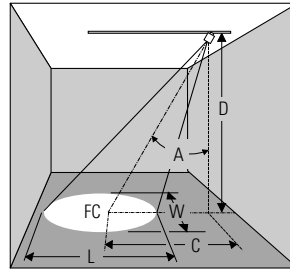
- L Beam Length
- W Beam Width
- C Distance to center beam
- D Distance
- A Aiming Angle
- FC Footcandles

L and W are the outer points where the candle power drops to 50% of the maximum. FC are the initial footcandles at the center of the beam.

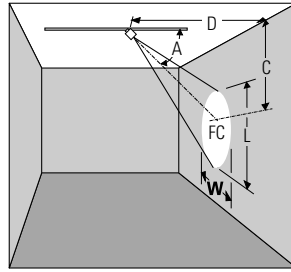
0°



30°, 45° or 60° Horizontal



30°, 45° or 60° Vertical



LAMP

Beam Spread 50% Max CP	Beam Center C.P. Candelas	Rated Life-Hrs
70W PAR30L* SP	48000	6000
70W PAR30L* FL	7000	6000

0° AIMING ANGLE

A=30° AIMING ANGLE

A=45° AIMING ANGLE

A=60° AIMING ANGLE

D	FC	L	W	D	C	FC	L	W	D	C	FC	L	W	D	C	FC	L	W
15'	213	2.6'	2.6'	10'	5.8'	312	2.3'	2.0'	8'	8.0'	265	2.8'	2.0'	5'	8.7'	240	3.6'	1.7'
20'	120	3.5'	3.5'	15'	8.7'	139	3.5'	3.0'	12'	12.0'	118	4.2'	3.0'	8'	13.9'	94	5.7'	2.8'
25'	77	4.4'	4.4'	20'	11.5'	78	4.7'	4.0'	16'	16.0'	66	5.6'	4.0'	11'	19.1'	50	7.9'	3.8'
30'	53	5.2'	5.2'	25'	14.4'	50	5.8'	5.1'	20'	20.0'	42	7.8'	4.9'	14'	24.2'	31	10.0'	4.9'
7'	143	5.1'	5.1'	6'	3.5'	126	6.1'	5.0'	4'	4.0'	155	6.7'	4.1'	2'	3.5'	219	9.7'	2.9'
10'	70	7.3'	7.3'	9'	5.2'	58	9.1'	7.6'	6'	6.0'	69	10.1'	6.2'	3'	5.2'	97	14.5'	4.4'
13'	41	9.5'	9.5'	12'	6.9'	32	12.2'	10.1'	8'	8.0'	39	13.4'	8.2'	4'	6.9'	55	19.3'	5.8'
16'	27	11.6'	11.6'	15'	8.7'	20	15.2'	12.6'	10'	10.0'	25	16.8'	10.3'	5'	8.7'	35	24.2'	7.3'

*Lamps are MasterColor Metal Halide by Philips Lighting.
Correlated Color Temperature = 3000K
Color Rendering Index = 83

Job Information **Type:**

Lightolier a Genlyte Thomas Company www.lightolier.com
631 Airport Road, Fall River, MA 02720 • (508) 679-8131 • Fax (508) 674-4710
We reserve the right to change details of design, materials and finish.
© 2003 Genlyte Thomas Group LLC (Lightolier Division) • A0503

LIGHTOLIER