

Ordering Information

Catalog No.	Finishes	Track Mountings	Lamps
8295E WH 8295E BK	Matte White Matte Black	All Lytespan Track Systems and Multipoint. DO NOT USE with any other mounting accessories, horizontally mounted wall track, or stem mounted radius track.	PAR30L 39W Metal Halide

Features

- 1. Ring:** Die-cast aluminum with cool grip insulation band; a high temperature silicone rubber which allows aiming adjustments while fixture is on.
- 2. Socket:** 5KV pulse rated ceramic body socket with nickel plated lamp contacts; leads encased in silicone coated fiberglass sleeving.
- 3. Socket Boot:** High temperature insulating silicone rubber.
- 4. Ballast:** High Power Factor electronic HID ballast. Housed in aluminum extrusion.
- 5. Track Attachment Fitting:** Molded polycarbonate, rotates into track; integral polarity keyguard.
- 6. Locking Lever:** Safety locking lever locks and supports fixture in track.
- 7. Brass Contact:** Extends for connection to second circuit in Advent® Lytespan track.
- 8. Pivots:** 180° horizontal and vertical rotation with tensioned mounts for controlled aim.
- 9. Spring:** Spring steel, holds lamp, lens and louver accessories in place.

Options & Accessories

- Beam Elongator AF3AS
- Beam Smoother AF3LF
- Louwer (Hex Cell) AL3HC

Finishes

All painted finishes powder coated baked enamel.

Electrical

Input Watts: 46
Line Current: 0.45 Amps max.

Labels

UL, I.B.E.W.

Job Information	Type:
Job Name:	
Cat. No.:	
Lamp(s):	
Notes:	

Lightolier a Genlyte Thomas Company www.lightolier.com
 631 Airport Road, Fall River, MA 02720 • (508) 679-8131 • Fax (508) 674-4710
 We reserve the right to change details of design, materials and finish.
 © 2003 Genlyte Thomas Group LLC (Lightolier Division) • B0503

LIGHTOLIER®



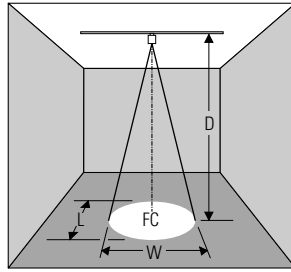
Lighting Data

Aiming Angle

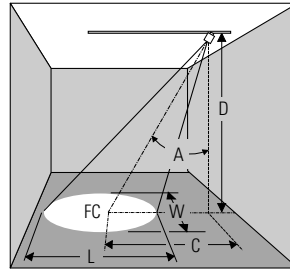
- L** Beam Length
- W** Beam Width
- C** Distance to center beam
- D** Distance
- A** Aiming Angle
- FC** Footcandles

L and W are the outer points where the candle power drops to 50% of the maximum. FC are the initial footcandles at the center of the beam.

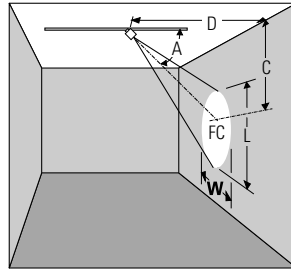
0°



30°, 45° or 60° Horizontal



30°, 45° or 60° Vertical



LAMP

	Beam Spread 50% Max CP	Beam Center C.P. Candelas	Rated Life-Hrs
	10°	42000	9000
	30°	6500	9000

0° AIMING ANGLE

D	FC	L	W
15'	187	2.6'	2.6'
20'	105	3.5'	3.5'
25'	67	4.4'	4.4'
30'	47	5.2'	5.2'
7'	133	3.8'	3.8'
10'	65	5.4'	5.4'
13'	38	7.0'	7.0'
16'	25	6.8'	8.6'

A=30° AIMING ANGLE

D	C	FC	L	W
10'	5.8'	273	2.3'	2.0'
15'	8.7'	121	3.5'	3.0'
20'	11.5'	68	4.7'	4.0'
25'	14.4'	44	5.8'	5.1'
6'	3.5'	117	4.4'	3.7'
9'	5.2'	52	6.6'	5.6'
12'	6.9'	29	8.8'	7.4'
15'	8.7'	19	11.0'	9.9'

A=45° AIMING ANGLE

D	C	FC	L	W
8'	8.0'	232	2.8'	2.0'
12'	12.0'	103	4.2'	3.0'
16'	16.0'	58	5.5'	4.0'
22'	22.0'	31	7.8'	5.4'
4'	4.0'	144	4.6'	3.0'
6'	6.0'	64	6.9'	4.5'
8'	8.0'	36	9.2'	6.1'
10'	10.0'	23	11.5'	7.6'

A=60° AIMING ANGLE

D	C	FC	L	W
5'	8.7'	210	3.6'	1.7'
8'	13.9'	82	5.7'	2.8'
11'	19.1'	43	7.9'	3.8'
14'	24.2'	27	10.0'	4.9'
2'	3.5'	203	5.5'	2.1'
3'	5.2'	90	8.2'	3.2'
4'	6.9'	51	10.9'	4.3'
5'	8.7'	33	13.7'	5.4'

*Lamps are MasterColor Metal Halide by Philips Lighting.

Correlated Color Temperature = 3000K

Color Rendering Index = 81

Job Information

Type:

Lightolier a Genlyte Thomas Company www.lightolier.com
 631 Airport Road, Fall River, MA 02720 • (508) 679-8131 • Fax (508) 674-4710
 We reserve the right to change details of design, materials and finish.
 © 2003 Genlyte Thomas Group LLC (Lightolier Division) • B0503

LIGHTOLIER