

Ceiling Cutout: 9 1/4" (235 mm) Dia.

### Reflector Trim

- 8038 CLW** Clear Iridescence Free, White Flange
- 8038 CLP** Clear Iridescence Free, Polished Flange
- 8038 CL** Clear Iridescence Free, Molded Trim Ring
- 8038**  Add suffix. See options for other finishes.

### Frame-In Kits

- S8242HU** 8" aperture, 2 lamp 26/32/42W Triple Tube CFL (120/277V) 4-Pin (Amalgam)
- Standard Dimming Options:
- S8242H**
  - CU3** Lightolier PowerSpec 3% Dimming (120/277V)
  - J1LD3** Lutron 5% Dimming (120V)
  - J2LD3** Lutron 5% Dimming (277V)
  - JUM7** Mark 7 Dimming (120/277V)
  - J1MX** Mark 10 Dimming (120V)
  - J2MX** Mark 10 Dimming (277V)

Other dimming product available, please consult factory

### Remodeler Frame-In Kits

- 8242HURM** 8" aperture, 2 lamp 26/32/42W Triple Tube CFL (120/277V) 4-Pin (Amalgam)

### Features

- 1. Reflector:** 16 ga. Specular Alzak® aluminum, 55° visual cutoff to lamp and lamp image, medium distribution. Iridescence Free finish. Self-flanged or flangeless with molded white trim ring (field paintable).
- 2. Socket Bracket:** Die-formed steel, vented. Attaches to reflector for correct optical alignment.
- 3. Mounting Frame:** Die-cast aluminum for dry or plaster ceilings.
- 4. Retaining Springs:** Precision-tooled steel friction springs secure reflector to mounting frame for quick, tool-less installation.
- 5. Mounting Brackets:** 16 ga. steel. Adjust from inside of fixture. Use 3/4" or 1 1/2" lathing channel, 1/2" EMT, or optional mounting bars.
- 6. Ballast/J-Box:** Outboard mounted to reduce heat transfer and maintain lamp efficacy and life. Service from below without tools.

### Electrical

**Note:** For ballast electrical data and latest lamp/ballast compatibility refer to "Ballast" specification sheet for complete electrical data.  
 UL Listed for through branch circuit wiring with max of (8) No 12 AWG, 90 degree C supply conductors.

### Options and Accessories

Comfort Clear™ Finishes <sup>1</sup>		Other Finishes	
Clear	<b>CCL</b>	White	<b>WH</b>
Diffuse	<b>CCD</b>		
Champagne Bronze	<b>CCZ</b>		
Pewter	<b>CPW</b>		

<sup>1</sup>Specify desired flange

**W** White, **P** Polished

Blank - Molded Ring

### Options and Accessories (continued)

- Emergency Add suffix **EM\***
- Chicago Plenum Add suffix **LC**
- Emergency Ltg. Kit **FA EM3E\***
- FA EM4E\***
- Fuse (Slow Blow) Add suffix **F**

\*See Spec. Sheets: FAEM

Mounting Bars & Accessories; see Specification Sheet MBA.  
 Sloped Ceiling Adapters; see Specification Sheet SCA

### Labels

UL listed for damp locations, I.B.E.W.

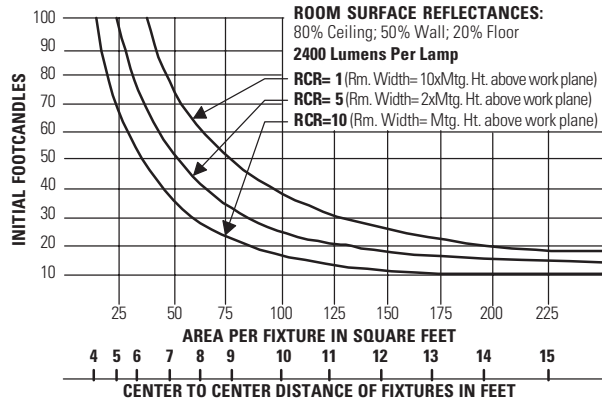
Alzak® is a registered trademark of ALCOA.

Job Information	Type:
<b>Job Name:</b>	
<b>Cat. No.:</b>	
<b>Lamp(s):</b>	
<b>Notes:</b>	

631 Airport Road, Fall River, MA 02720 • (508) 679-8131 • Fax (508) 674-4710  
 We reserve the right to change details of design, materials and finish.  
 www.lightolier.com © 2011 Philips Group • F0711

### 32W

#### Quick Calculator

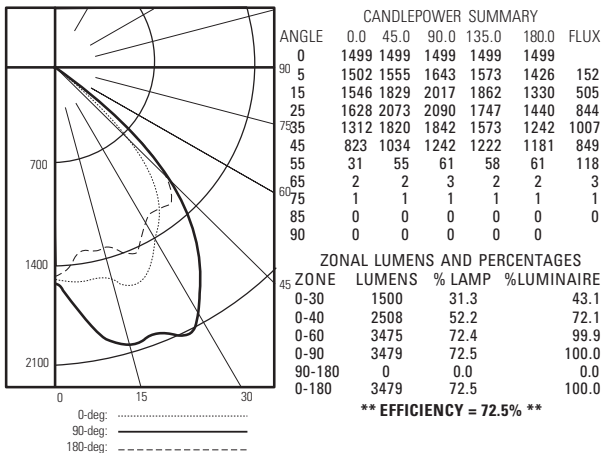


This quick calculator chart determines the number and spacing of 2 ft. - 32 W PL-T units with clear reflector, for any level of illumination. For 26W lamps, multiply footcandles by 0.8.

**Spacing Ratio: Along = 1.4 Across = 1.6**

CERTIFIED TEST REPORT NO. ITL44462  
INDEPENDENT TESTING LABORATORIES, INC.  
RECESSED CALCULITE DOWNLIGHT

8-11/16" APERTURE SPECULAR CLEAR REFLECTOR  
TWO PHILIPS 32-WATT 32W/35/4P TRIPLE U-TUBE. COMPACT FLUORESCENTS.  
HORIZONTAL POSITION. LUMEN RATING =2400 LMS



DATE: Dec 4, 1995

TESTED ACCORDING TO IES PROCEDURES. TEST DISTANCE EXCEEDS FIVE TIMES THE GREATEST LUMINOUS OPENING OF LUMINAIRE.

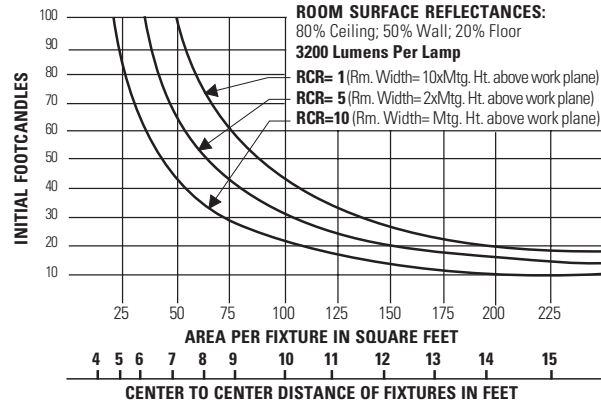
#### Coefficients of Utilization

ROOM CAVITY RATIO	% EFFECTIVE CEILING CAVITY REFLECTANCE															
	80				70				50				30			
	50	30	10	0	50	30	10	0	50	30	10	0	50	30	10	0
1	.79	.77	.75	.78	.76	.74	.75	.73	.72	.72	.71	.70	.69	.68	.68	.66
2	.72	.69	.66	.71	.68	.65	.69	.66	.64	.66	.64	.62	.64	.62	.61	.60
3	.66	.62	.58	.65	.61	.58	.63	.59	.57	.61	.58	.56	.59	.57	.55	.54
4	.60	.55	.52	.59	.55	.51	.58	.54	.51	.56	.53	.50	.55	.52	.49	.48
5	.55	.50	.46	.54	.49	.46	.53	.49	.45	.51	.48	.45	.50	.47	.44	.43
6	.50	.45	.41	.50	.45	.41	.48	.44	.41	.47	.43	.40	.46	.43	.40	.39
7	.46	.41	.37	.46	.41	.37	.45	.40	.37	.44	.40	.37	.43	.39	.36	.35
8	.42	.37	.34	.42	.37	.34	.41	.37	.33	.40	.36	.33	.40	.36	.33	.32
9	.39	.34	.31	.39	.34	.31	.38	.34	.30	.37	.33	.30	.37	.33	.30	.29
10	.36	.31	.28	.36	.31	.28	.35	.31	.28	.35	.31	.28	.34	.30	.28	.26

20% FLOOR CAVITY REFLECTANCE  
For 26W lamps, multiply C.U.'s by 1.1.

### 42W

#### Quick Calculator

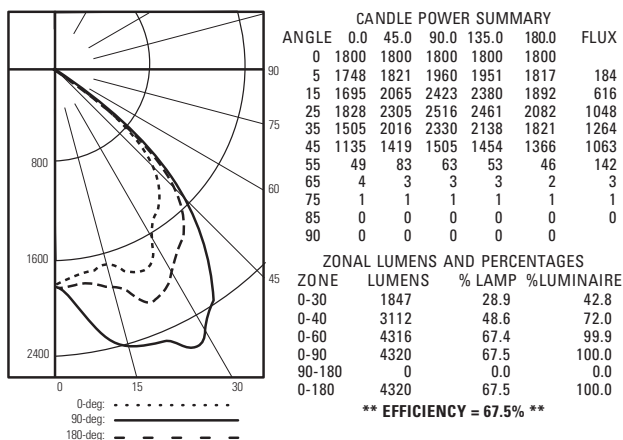


This quick calculator chart determines the number and spacing of 2 ft. - 42 Watt PL-T units with clear reflector, for any level of illumination.

**Spacing Ratio: Along = 1.4 Across = 1.7**

CERTIFIED TEST REPORT NO. ITL44463  
INDEPENDENT TESTING LABORATORIES, INC.

RECESSED CALCULITE DOWNLIGHT 8038CLIF/8242HE120  
8" APERTURE SPECULAR CLEAR REFLECTOR  
TWO PHILIPS 42-WATT PL-T 42W/4P TRIPLE U-TUBE. COMPACT FLUORESCENTS.  
HORIZONTAL POSITION. LUMEN RATING =3200 LMS



DATE: Jan 3, 1996  
PREPARED FOR:  
LIGHTOLIER, Fall River, MA

TESTED ACCORDING TO IES PROCEDURES. TEST DISTANCE EXCEEDS FIVE TIMES THE GREATEST LUMINOUS OPENING OF LUMINAIRE.

#### Coefficients of Utilization

ROOM CAVITY RATIO	% EFFECTIVE CEILING CAVITY REFLECTANCE															
	80				70				50				30			
	50	30	10	0	50	30	10	0	50	30	10	0	50	30	10	0
1	.74	.72	.70	.72	.70	.69	.69	.68	.67	.67	.66	.65	.65	.64	.63	.62
2	.67	.64	.61	.66	.63	.61	.64	.61	.59	.62	.60	.58	.60	.58	.57	.56
3	.61	.57	.54	.60	.57	.54	.58	.55	.53	.57	.54	.52	.55	.53	.51	.50
4	.56	.51	.48	.55	.51	.48	.54	.50	.47	.52	.49	.46	.51	.48	.46	.45
5	.51	.46	.43	.50	.46	.43	.49	.45	.42	.48	.44	.42	.47	.44	.41	.40
6	.47	.42	.38	.46	.42	.38	.45	.41	.38	.44	.40	.38	.43	.40	.37	.36
7	.43	.41	.37	.46	.41	.37	.45	.40	.37	.44	.40	.37	.43	.39	.36	.35
8	.39	.35	.31	.39	.34	.31	.38	.34	.31	.37	.34	.31	.37	.33	.31	.30
9	.36	.32	.28	.36	.31	.28	.35	.31	.28	.35	.31	.28	.34	.31	.28	.27
10	.34	.29	.26	.33	.29	.26	.33	.29	.26	.32	.28	.26	.32	.28	.26	.25

#### Job Information

#### Type:

631 Airport Road, Fall River, MA 02720 • (508) 679-8131 • Fax (508) 674-4710  
We reserve the right to change details of design, materials and finish.  
www.lightolier.com © 2011 Philips Group • F0711