

Ceiling Cutout: 8 1/2" (217 mm) Dia.

**Ordering Information**

Reflector Trim	Installation Ring	Socket Harness	Lamp Data
8022WWCCDPEXP Comfort Clear Diffuse, Polished Flange	C7XRM Matte White	BKFEU26 BKFEU26-42	26, 32W or 42W Triple Tube GX24q-3 Base

**Features**

- 1. Downlight/Wall Washer Reflector:** 16 ga. Alzak® aluminum. 50° lamp cutoff and lamp image. Provides vertical surface wall wash and downlighting.
- 2. Socket Cup:** Die-cast aluminum cup effectively dissipates heat and positions lamp holder. Snaps onto reflector neck to assure consistently correct optical alignment without tools. Included with Gear Harness assembly (see item 5 below).
- 3. Installation Ring:** Cast aluminum ring is painted and has three 17ga. stainless steel springs that engage in upright position during installation. One touch snap action secures ring in ceiling cutout. ORDER SEPARATELY. See separate specification sheet for details.
- 4. Trim Retention Springs:** Rust resistant springs secure reflector/housing for quick, toolless installation (quantity of 4).
- 5. Gear harness (not shown):** Fluorescent ballast with lamp socket and wiring harness. ORDER SEPARATELY. See separate specification sheet for details.

**Certifications and Ratings**

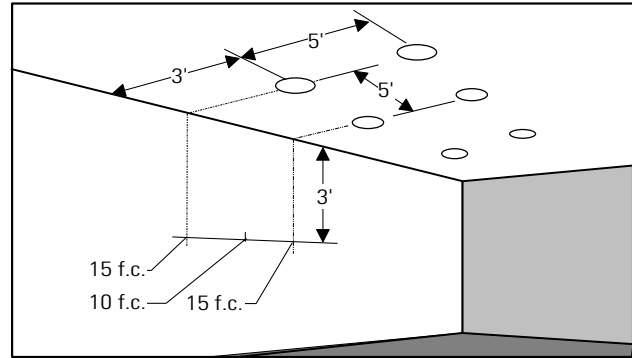
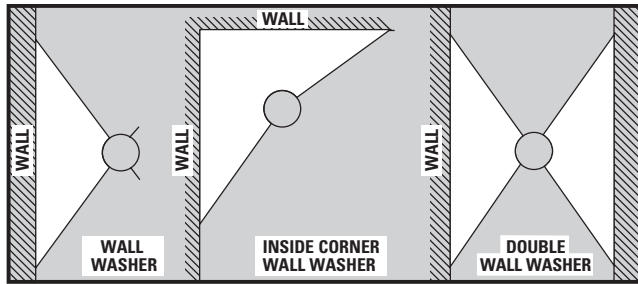


Job Information	Type:
<b>Job Name:</b>	
<b>Cat. No.:</b>	
<b>Lamp(s):</b>	
<b>Notes:</b>	

631 Airport Road, Fall River, MA 02720 • (508) 679-8131 • Fax (508) 674-4710  
 We reserve the right to change details of design, materials and finish.  
 www.lightolier.com © 2008 Philips Group • A0508

## Lighting Data

### Footcandles on Wall: Multiple 42W Triple Tube Units.



2' From Wall-2' On Center

		← 2 →		
Distance From Ceiling in Feet	1	42	43	42
	2	46	45	46
	3	43	41	44
	4	39	37	39
	5	32	32	33
	6	26	26	26
	7	21	21	21
	8	17	17	17
	9	14	14	14

2' From Wall-3' On Center

		← 3 →		
Distance From Ceiling in Feet	1	32	24	32
	2	34	26	34
	3	31	27	31
	4	27	25	27
	5	22	21	22
	6	18	18	18
	7	15	14	15
	8	12	12	12
	9	10	10	10

2' From Wall-4' On Center

		← 4 →		
Distance From Ceiling in Feet	1	30	13	30
	2	31	15	31
	3	28	16	28
	4	21	18	21
	5	18	16	18
	6	14	13	14
	7	11	11	11
	8	9	9	9
	9	8	8	8

EXAMPLE: With multiple clear reflector units located 3' from wall and spaced 5' on center (matching downlights 5' on center), the illumination on the wall 3' down from ceiling will be 15 f.c. beneath units and 10 f.c. between units.

Footcandle values are averaged and rounded off and are based on a minimum of five units.

CONVERSION FACTORS (Clear):  
32W, F.C. x 0.75  
26W, F.C. x 0.55

3' From Wall-3' On Center

		← 3 →		
Distance From Ceiling in Feet	1	14	14	14
	2	22	22	22
	3	21	20	21
	4	20	19	20
	5	20	18	20
	6	18	17	18
	7	16	16	16
	8	14	14	14
	9	13	12	13

3' From Wall-4' On Center

		← 4 →		
Distance From Ceiling in Feet	1	12	10	12
	2	17	15	17
	3	16	14	16
	4	16	14	16
	5	15	14	15
	6	14	13	14
	7	12	12	12
	8	11	11	11
	9	10	10	10

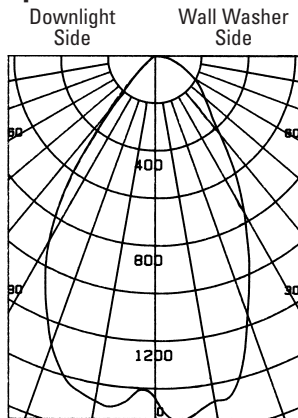
3' From Wall-5' On Center

		← 5 →		
Distance From Ceiling in Feet	1	11	7	11
	2	16	10	16
	3	15	10	15
	4	14	10	14
	5	13	11	13
	6	11	10	11
	7	10	9	10
	8	9	9	9
	9	8	8	8

3' From Wall-6' On Center

		← 6 →		
Distance From Ceiling in Feet	1	11	5	11
	2	15	7	15
	3	14	7	14
	4	13	7	13
	5	12	8	12
	6	10	8	10
	7	9	8	9
	8	8	7	8
	9	7	6	7

### Candlepower Distribution Downlight Spacing Ratio 0.9



### Coefficients of Utilization

ROOM CAVITY RATIO	% EFFECTIVE CEILING CAVITY REFLECTANCE															
	80		70		50		30		10		0					
	WALL REFLECTANCE															
	50	30	10	50	30	10	50	30	10	50	30	10	50	30	10	0
1	.54	.53	.52	.53	.52	.51	.51	.50	.50	.49	.49	.48	.48	.47	.47	.46
2	.51	.49	.47	.50	.48	.46	.48	.47	.45	.47	.46	.44	.45	.44	.44	.43
3	.47	.45	.43	.47	.44	.43	.45	.43	.42	.44	.43	.41	.43	.42	.41	.40
4	.44	.42	.40	.44	.41	.39	.43	.41	.39	.42	.40	.39	.41	.39	.38	.37
5	.42	.39	.37	.41	.38	.36	.40	.38	.36	.39	.37	.36	.39	.37	.35	.35
6	.39	.36	.34	.39	.36	.34	.38	.36	.34	.37	.35	.34	.37	.35	.33	.33
7	.37	.34	.32	.36	.34	.32	.36	.33	.32	.35	.33	.31	.35	.33	.31	.30
8	.35	.32	.30	.34	.31	.30	.34	.31	.29	.33	.31	.29	.33	.31	.29	.28
9	.32	.30	.28	.32	.29	.28	.32	.29	.27	.31	.29	.27	.31	.29	.27	.27
10	.31	.28	.26	.30	.28	.26	.30	.27	.26	.30	.27	.26	.29	.27	.25	.25

20% FLOOR CAVITY REFLECTANCE

### Job Information

### Type:

631 Airport Road, Fall River, MA 02720 • (508) 679-8131 • Fax (508) 674-4710  
We reserve the right to change details of design, materials and finish.  
www.lightolier.com © 2008 Philips Group • A0508