

Ceiling Cutout: 6 9/16" (129 mm) Dia..

Ordering Information

Reflector Trim	Installation Ring	Socket Harness	Lamp Data
8021WWCCDPEXP Comfort Clear Diffuse, Polished Flange	C6XRM Matte White	BKFEU26 BKFEU26-32	26, or 32W Triple Tube GX24q-3 Base

Features

- 1. Downlight/Wall Washer Reflector:** 16 ga. Alzak® aluminum. 50° lamp cutoff and lamp image. Provides vertical surface wall wash and downlighting.
- 2. Socket Cup:** Effectively dissipates heat and positions lamp holder. Snaps onto reflector neck to assure consistently correct optical alignment without tools. Included with Gear Harness assembly (see item 5 below).
- 3. Installation Ring:** Cast aluminum ring is painted and has two 17ga. stainless steel springs that engage in upright position during installation. One touch snap action secures ring in ceiling cutout. ORDER SEPARATELY. See separate specification sheet for details.
- 4. Trim Retention Springs:** Rust resistant springs secure reflector/housing for quick, toolless installation (quantity of 4).
- 5. Gear harness (not shown):** Fluorescent ballast with lamp socket and wiring harness. ORDER SEPARATELY. See separate specification sheet for details.

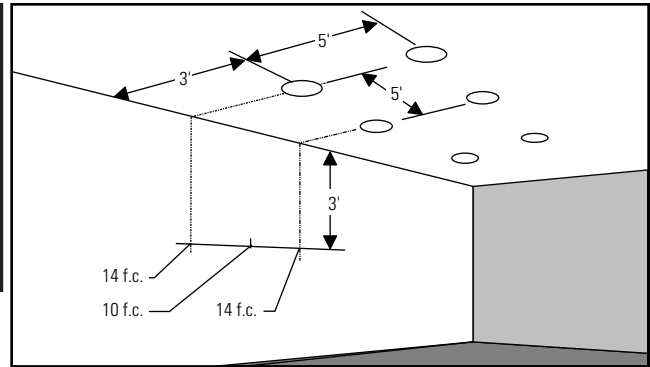
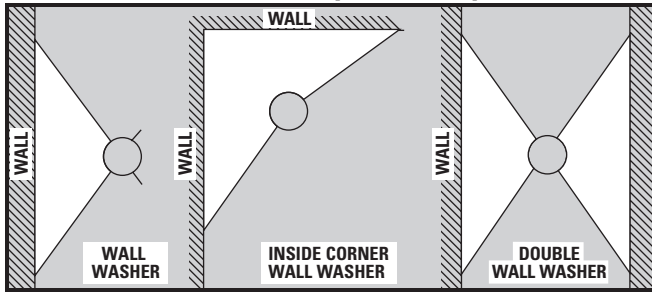
Certifications and Ratings



Job Information	Type:
Job Name:	
Cat. No.:	
Lamp(s):	
Notes:	

631 Airport Road, Fall River, MA 02720 • (508) 679-8131 • Fax (508) 674-4710
 We reserve the right to change details of design, materials and finish.
 www.lightolier.com © 2008 Philips Group • A0508

Footcandles On Wall: Multiple 32W Triple Tube Units



2' From Wall-2' On Center

		2		
	1	35	34	35
	2	44	44	44
	3	47	41	47
	4	38	35	38
	5	29	27	29
	6	22	22	22
	7	17	17	17
	8	13	13	13
	9	11	11	11

2' From Wall-3' On Center

		3		
	1	28	18	28
	2	32	27	32
	3	30	30	30
	4	26	24	26
	5	19	20	19
	6	15	15	15
	7	12	12	12
	8	10	10	10
	9	8	8	8

2' From Wall-4' On Center

		4		
	1	26	18	26
	2	29	16	29
	3	25	22	25
	4	20	19	20
	5	15	15	15
	6	11	12	11
	7	9	10	9
	8	7	8	7
	9	6	7	6

Example: With multiple clear reflector units located 3' from wall and spaced 5' on center (matching downlights 5' on center), the illumination on the wall 3' down from ceiling will be 14 f.c. beneath units and 10 f.c. between units. Footcandle values are averaged and rounded off and are based on a minimum of five units. Conversion Factor 26WTTT: (Clear), f.c. x 0.8.

3' From Wall-3' On Center

		3		
	1	11	11	11
	2	18	18	18
	3	20	20	20
	4	22	19	21
	5	20	18	20
	6	17	16	17
	7	15	13	14
	8	12	11	12
	9	11	10	10

3' From Wall-4' On Center

		4		
	1	9	8	9
	2	14	13	14
	3	16	15	16
	4	16	16	16
	5	15	14	15
	6	13	12	13
	7	11	11	11
	8	10	9	10
	9	8	8	8

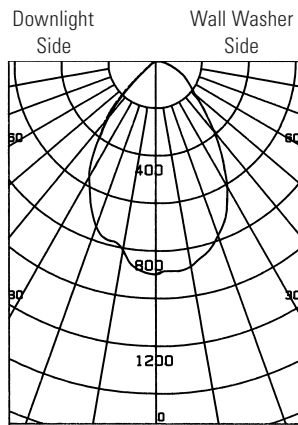
3' From Wall-5' On Center

		5		
	1	9	5	9
	2	13	9	13
	3	14	10	14
	4	13	13	13
	5	12	12	12
	6	11	10	11
	7	9	9	9
	8	8	8	8
	9	7	7	7

3' From Wall-6' On Center

		6		
	1	9	3	9
	2	13	6	13
	3	13	7	13
	4	13	9	13
	5	11	10	11
	6	9	9	9
	7	8	7	8
	8	7	7	7
	9	5	6	5

Candlepower Distribution Downlight Spacing Ratio 1.1



Coefficients of Utilization

Room Cavity Ratio	% Effective Ceiling Cavity Reflectance															
	80			70			50			30			10		0	
	Wall Reflectance															
	50	30	10	50	30	10	50	30	10	50	30	10	50	30	10	0
1	.58	.56	.55	.57	.55	.54	.54	.53	.53	.52	.52	.51	.51	.50	.49	.49
2	.53	.51	.49	.53	.50	.49	.51	.49	.48	.49	.48	.47	.48	.47	.46	.45
3	.49	.47	.45	.49	.46	.44	.47	.45	.44	.46	.44	.43	.45	.43	.42	.41
4	.46	.43	.41	.46	.43	.40	.44	.42	.40	.43	.41	.40	.42	.41	.39	.38
5	.43	.40	.37	.42	.39	.37	.41	.39	.37	.40	.38	.36	.40	.38	.36	.35
6	.40	.37	.34	.40	.36	.34	.39	.36	.34	.38	.36	.34	.37	.35	.33	.33
7	.37	.34	.31	.37	.34	.31	.36	.33	.31	.35	.33	.31	.35	.32	.31	.30
8	.34	.31	.29	.34	.31	.29	.34	.31	.29	.33	.30	.28	.32	.30	.28	.28
9	.32	.29	.26	.32	.29	.26	.31	.28	.26	.31	.28	.26	.30	.28	.26	.25
10	.30	.27	.24	.30	.27	.24	.29	.26	.24	.29	.26	.24	.28	.26	.24	.23

20% Floor Cavity Reflectance

Job Information Type:

631 Airport Road, Fall River, MA 02720 • (508) 679-8131 • Fax (508) 674-4710
We reserve the right to change details of design, materials and finish.
www.lightolier.com © 2008 Philips Group • A0508