

**Ceiling Cutout:** 6 9/16" (129 mm) Dia.

**Ordering Information**

Reflector Trim	Installation Ring	Socket Harness	Lamp Data
8021CCDPEXP Comfort Clear Diffuse, Polished Flange	C6XRM Matte White	BKFEU26 BKFEU26-32	26 or 32W Triple Tube GX24q-3 Base

**Features**

- 1 **Reflector:** 16 ga. Alzak® aluminum, 50° visual cutoff to lamp and lamp image, medium distribution.
- 2. **Socket Cup:** Effectively dissipates heat and positions lamp holder. Snaps onto reflector neck to assure consistently correct optical alignment without tools. Included with Gear Harness assembly (see item 5 below).
- 3. **Installation Ring:** Cast aluminum ring is painted and has two 17ga. stainless steel springs that engage in upright position during installation. One touch snap action secures ring in ceiling cutout. ORDER SEPARATELY. See separate specification sheet for details.
- 4. **Trim Retention Springs:** Rust resistant springs secure reflector/housing for quick, toolless installation (quantity of 4).
- 5. **Gear harness (not shown):** Fluorescent ballast with lamp socket and wiring harness. ORDER SEPARATELY. See separate specification sheet for details.

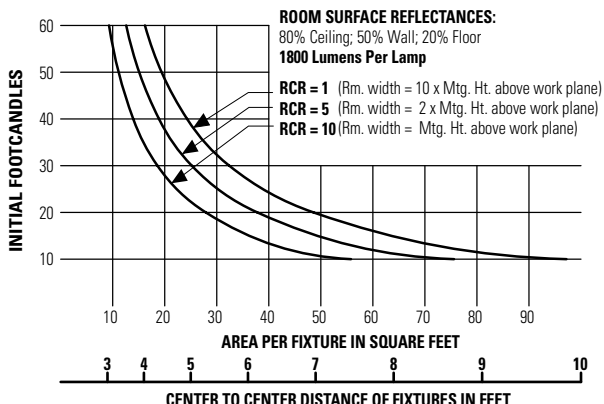
**Certifications and Ratings**



Job Information	Type:
<b>Job Name:</b>	
<b>Cat. No.:</b>	
<b>Lamp(s):</b>	
<b>Notes:</b>	

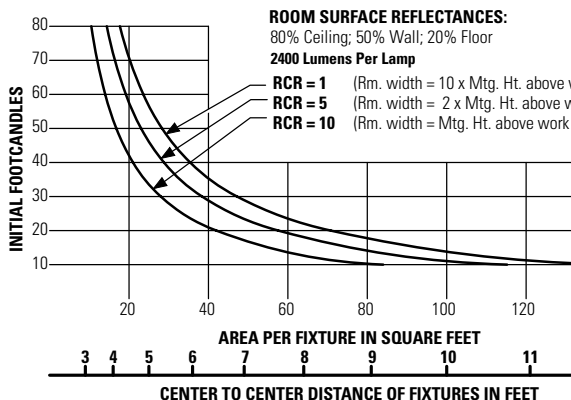
631 Airport Road, Fall River, MA 02720 • (508) 679-8131 • Fax (508) 674-4710  
 We reserve the right to change details of design, materials and finish.  
 www.lightolier.com © 2008 Philips Group • A0508

## 26W Quick Calculator



This quick calculator chart determines the number and spacing of 1 Lt. - 26W TTT units with Comfort Clear™ reflector, for any level of illumination.

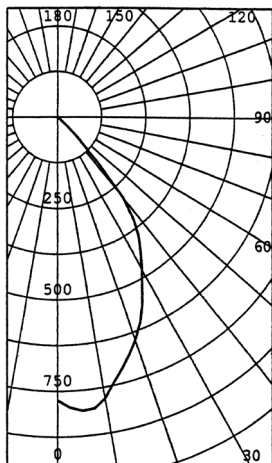
## 32W Quick Calculator



This quick calculator chart determines the number and spacing of 1 Lt. - 32W TTT units with Comfort Clear™ reflector, for any level of illumination.

## Spacing Ratio = 1.0

REPORT NO: LSI 14025  
LIGHTOLIER RECESSED FLUORESCENT LUMINAIRE,  
WITH COMFORT CLEAR™ REFLECTOR  
ONE 26 WATT CPFL GE LAMP,  
CAT# F26TBX/SPX35-835.  
LUMEN RATING = 1800 LMS.



\*\*EFFICIENCY=48.1%\*\*  
DATE: 4-23-99  
CIE TYPE DIRECT  
LUMINOUS DIAMETER: 6.000  
THIS REPORT BASED ON LM-1 AND OTHER PERTINENT IES PROCEDURES.

### ZONAL SUMMARY

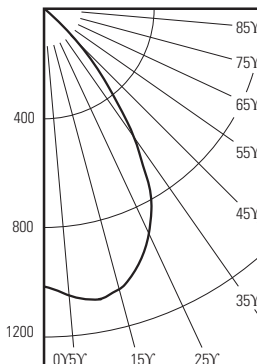
ANGLE	CP	LUMENS
0	775	
5	806	77
10	780	
15	708	199
20	646	
25	566	258
30	478	
35	402	245
40	285	
45	78	81
50	13	
55	4	4
60	2	
65	1	2
70	1	
75	1	1
80	0	
85	0	0

### ZONAL LUMENS AND PERCENTAGES

ZONE	LUMENS	% LAMP	% LUMINAIRE
0-30	533	29.66	61.66
0-40	778	43.25	89.92
0-60	863	47.98	99.75
0-90	865	48.10	100.00
40-90	87	4.85	10.08
60-90	2	.12	.25
90-180	0	.00	.00
0-180	865	48.10	100.00

## Spacing Ratio = 1.1

REPORT PREPARED FOR: LIGHTOLIER 04-27-1999  
REPORT NO: LRL 499-9G  
LAMPS: 1 PLT-32 LUMENS: 2400  
DESCRIP: 6" DIA X 10" HT RECESSED DOWNLIGHT  
WITH COMFORT CLEAR™ REFLECTOR. VERTICAL  
LAMP.



\*\*EFFICIENCY=52.7%\*\*

DATE: 4-27-99  
CIE TYPE DIRECT  
LUMINOUS DIAMETER: 6.000  
THIS REPORT BASED ON LM-1 AND OTHER PERTINENT IES PROCEDURES.

### ZONAL SUMMARY

ZONE	AVG*	ZONAL	DEG.	C.P.	LUMENS
180	0				
175	0	0			
165	0	0			
155	0	0			
145	0	0			
135	0	0			
125	0	0			
115	0	0			
105	0	0			
95	0	0			
90	0	0			
85	1	1			
75	1	1			
65	3	3			
55	9	8			
45	99	77			
35	563	354			
25	904	418			
15	1063	301			
5	1066	102			
0	1035				

### ZONAL LUMENS AND PERCENTAGES

ZONE	LUMENS	% LAMP	% LUMINAIRE
0-30	821	34.2	64.9
0-40	1175	49.0	92.9
0-60	1260	52.5	99.6
0-90	1265	52.7	100.0
40-90	90	3.8	7.1
60-90	5	0.2	0.4
90-120	0	0.0	0.0
90-150	0	0.0	0.0
90-180	0	0.0	0.0
0-180	1265	52.7	100.0

## Coefficients of Utilization

EFFECTIVE FLOOR CAVITY REFLECTANCE = .20

ROOM CAVITY RATIO	WALL OF REFLECTANCE											
	80		70		50		30		10		0	
	50	30	10	50	30	10	50	30	10	50	30	10
1	.54	.53	.52	.53	.52	.51	.51	.50	.49	.49	.48	.48
2	.50	.49	.47	.50	.48	.47	.48	.47	.46	.45	.45	.44
3	.47	.45	.44	.47	.45	.43	.46	.44	.43	.44	.43	.42
4	.45	.42	.40	.44	.42	.40	.43	.41	.40	.42	.41	.39
5	.42	.39	.37	.42	.39	.37	.41	.39	.37	.40	.38	.37
6	.40	.37	.35	.39	.37	.35	.39	.36	.35	.38	.36	.34
7	.37	.34	.33	.37	.34	.32	.36	.34	.32	.36	.34	.32
8	.35	.32	.30	.34	.32	.30	.34	.32	.30	.34	.31	.30
9	.33	.30	.28	.32	.30	.28	.32	.29	.28	.31	.29	.28
10	.31	.28	.26	.30	.28	.26	.30	.27	.26	.29	.27	.25

## Coefficients of Utilization

EFFECTIVE FLOOR CAVITY REFLECTANCE = .20

ROOM CAVITY RATIO	WALL OF REFLECTANCE											
	80		70		50		30		10		0	
	50	30	10	50	30	10	50	30	10	50	30	10
1	.59	.58	.57	.58	.57	.56	.56	.55	.54	.54	.53	.53
2	.56	.54	.53	.55	.54	.52	.54	.52	.51	.52	.51	.50
3	.53	.51	.50	.53	.51	.49	.51	.50	.49	.50	.49	.48
4	.51	.48	.47	.50	.48	.46	.49	.47	.46	.48	.46	.45
5	.48	.46	.44	.48	.45	.44	.47	.45	.43	.46	.44	.43
6	.46	.43	.42	.46	.43	.41	.45	.43	.41	.44	.42	.41
7	.44	.41	.39	.43	.41	.39	.43	.41	.39	.42	.40	.39
8	.41	.39	.37	.41	.39	.37	.41	.38	.37	.40	.38	.36
9	.39	.36	.35	.39	.36	.35	.38	.36	.35	.38	.36	.34
10	.35	.32	.31	.35	.32	.31	.35	.32	.30	.34	.32	.30

## Job Information Type:

631 Airport Road, Fall River, MA 02720 • (508) 679-8131 • Fax (508) 674-4710  
We reserve the right to change details of design, materials and finish.  
www.lightolier.com © 2008 Philips Group • A0508