

Ceiling Cutout: 5 1/8" L X 9 5/8" W

Trim Kits		Frame-In Kits								
Reflector Trims	Finish / Flange	Frame-In Kits	Type	Ballast	Input Voltage	Quad Tube Wattage	Triple Tube Wattage	Length	Width	Height
4X9PLCLW	Specular Clear / White	4X9142HU	Non-IC	Electronic	120/277V	26W	32/42W	12 1/2"	9 1/2"	5 3/4"
4X9PLCLP	Specular Clear / Polished	4X9142HUEM	Non-IC	Electronic - Emergency	120/277V	26W	32/42W	12 1/2"	11"	5 3/4"
4X9PLCCLW	Comfort Clear / White	4X9142HJUM7	Non-IC	Mark 7® Dimming	120/277V	26W	32/42W	12 1/2"	9 1/4"	5 3/4"
4X9PLCCLP	Comfort Clear / Polished	4X9142HJ1MX	Non-IC	Mark 10® Dimming	120V	26W	32/42W	12 1/2"	9 1/4"	5 3/4"
4X9PLCCDW	Comfort Clear Diff. / White	4X9142HJ2MX	Non-IC	Mark 10® Dimming	277V	26W	32/42W	12 1/2"	9 1/4"	5 3/4"
4X9PLCCDP	Comfort Clear Diff. / Polished									
4X9PLCCGP	Clear Corrugated / Self Flange									
4X9PLWHW	White / White									

Features

- Reflector Trim:** Pre-finished aluminum with low iridescence clear finish. Overlap flange accommodates different ceiling types. Precision mitered flange corners. Prismatic spread lens, 5/32" thick tempered glass.
- Upper Reflector:** High efficiency, 97%, Specular Clear.
- Housing:** 22 Ga. galvanized formed steel. Centerline notches and holes for consistent alignment of multiple fixtures. Accommodates ceilings up to 1 1/4" thick.
- Ballast Assembly:** Door-mounted for easy service, allows replacement from inside of fixture.
- Torsionite Springs:** Precision-tooled steel springs secure reflector trim to housing for quick tool-less installation. Positive tension holds flange tight against ceiling.
- J-Box:** 14 Ga. galvanized steel. Accessible from inside and outside of the fixture. Outside J-box door is hinged for easy access.
- Mounting Brackets:** 16 Ga. steel. Adjustable from inside fixture. Utilize 3/4" or 1 1/2" lathing channel, 1/2" EMT, or optional mounting bars.

Options & Accessories

Chicago Plenum with Fuse (slow blow): add LCF suffix to frame-in kit, consult factory for specifications.

Emergency: add EM suffix to frame-in kit, consult factory for specifications. Option not available in the 57W version.

Mounting Bars / T-Bar Anchor Clips: See specification sheet "MBA".

Electrical

UL Listed for through circuit wiring with max of (8) No. 12 AWG, 90°C supply conductors.

Note: For complete ballast data and lamp / ballast compatibility refer to "Ballast" specification sheet.

General

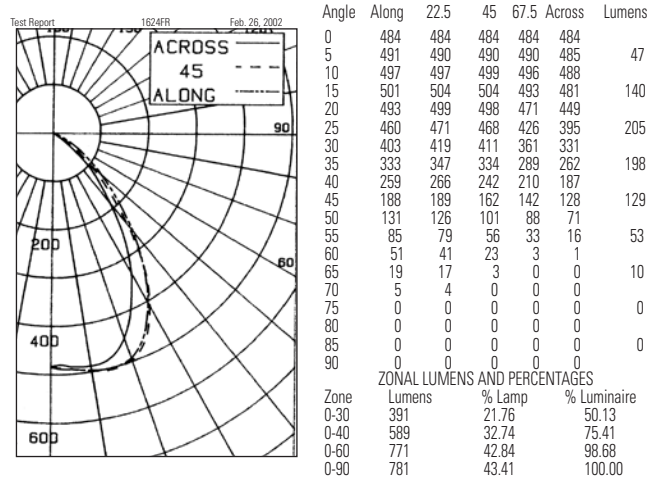
UL listed for wet locations, I.B.E.W. Union Made.

Job Information	Type:
Job Name:	
Cat. No.:	
Lamp(s):	
Notes:	

631 Airport Road, Fall River, MA 02720 • (508) 679-8131 • Fax (508) 674-4710
 We reserve the right to change details of design, materials and finish.
 www.lightolier.com © 2009 Philips Group • C0209

26W Triple Tube, Specular clear Reflector Trim

One Sylvania lamp, 1800 lumens

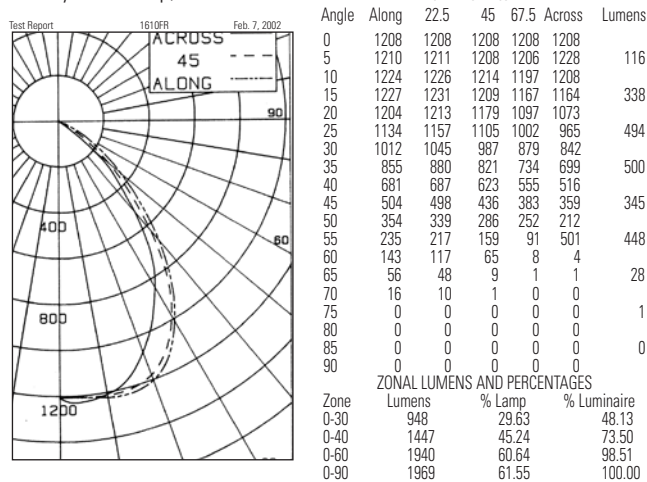


EFFICIENCY = 43.4% Spacing Criterion: Along = 1.2 Across = 1.1

CU	% Effective Ceiling Cavity Reflectance														
	80			70			50			30			10	0	
1	.48	.47	.46	.47	.46	.45	.45	.45	.44	.44	.43	.42	.42	.41	.41
2	.45	.43	.41	.44	.42	.41	.42	.41	.40	.41	.40	.39	.40	.39	.38
3	.41	.39	.37	.41	.39	.37	.40	.38	.36	.39	.37	.36	.38	.36	.35
4	.38	.36	.34	.38	.36	.34	.37	.35	.33	.36	.34	.33	.35	.34	.32
5	.36	.33	.31	.35	.33	.31	.34	.32	.31	.34	.32	.30	.33	.31	.29
6	.33	.30	.28	.33	.30	.28	.32	.30	.28	.31	.29	.28	.31	.29	.27
7	.30	.28	.26	.30	.27	.25	.30	.27	.25	.29	.27	.25	.28	.27	.24
8	.28	.25	.23	.28	.25	.23	.27	.25	.23	.27	.25	.23	.26	.24	.22
9	.26	.23	.21	.26	.23	.21	.25	.23	.21	.25	.23	.21	.24	.22	.20
10	.24	.21	.19	.24	.21	.19	.23	.21	.19	.23	.21	.19	.23	.21	.19

42W Triple Tube, Specular clear Reflector Trim

One Sylvania lamp, 3200 lumens

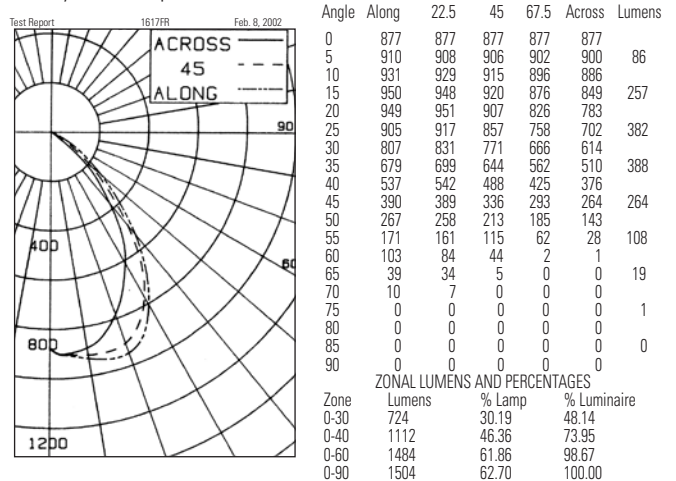


EFFICIENCY = 61.6% Spacing Criterion: Along = 1.2 Across = 1.1

CU	% Effective Ceiling Cavity Reflectance														
	80			70			50			30			10	0	
1	.68	.66	.65	.67	.65	.64	.64	.63	.62	.62	.61	.60	.60	.59	.58
2	.63	.60	.58	.62	.59	.58	.60	.58	.56	.58	.56	.55	.56	.55	.54
3	.58	.55	.52	.57	.54	.52	.56	.53	.51	.54	.52	.50	.53	.51	.50
4	.54	.50	.48	.53	.50	.47	.52	.49	.47	.51	.48	.46	.49	.47	.46
5	.50	.46	.43	.49	.46	.43	.48	.45	.43	.47	.44	.42	.46	.44	.42
6	.46	.42	.39	.46	.42	.39	.44	.41	.39	.43	.40	.38	.43	.40	.37
7	.42	.38	.36	.42	.38	.35	.41	.38	.35	.40	.37	.35	.40	.37	.35
8	.39	.35	.32	.39	.35	.32	.38	.34	.32	.37	.34	.32	.37	.34	.32
9	.36	.32	.29	.36	.32	.29	.35	.31	.29	.34	.31	.29	.34	.31	.28
10	.33	.29	.27	.33	.29	.26	.32	.29	.26	.31	.28	.26	.31	.28	.25

32W Triple Tube, Specular clear Reflector Trim

One Sylvania lamp, 2400 lumens

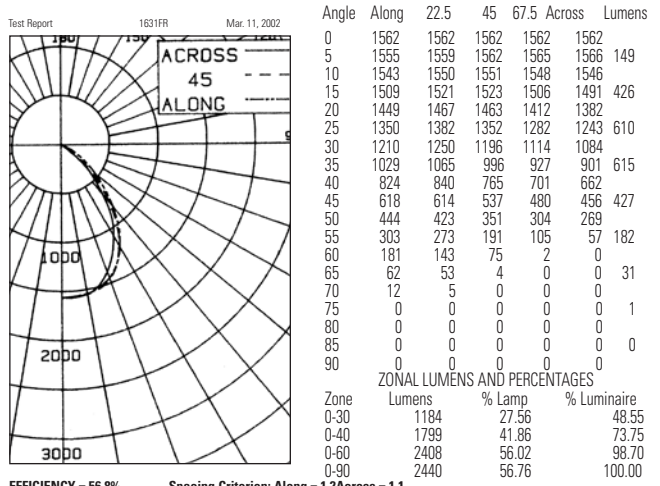


EFFICIENCY = 62.7% Spacing Criterion: Along = 1.3 Across = 1.1

CU	% Effective Ceiling Cavity Reflectance														
	80			70			50			30			10	0	
1	.69	.68	.66	.68	.66	.65	.65	.64	.63	.63	.62	.61	.61	.60	.59
2	.64	.62	.59	.63	.61	.59	.61	.59	.57	.59	.58	.56	.57	.56	.55
3	.59	.56	.53	.58	.55	.53	.57	.54	.52	.55	.53	.51	.54	.52	.51
4	.55	.51	.49	.54	.51	.48	.53	.50	.48	.52	.49	.47	.50	.48	.46
5	.51	.47	.44	.50	.47	.44	.49	.46	.43	.48	.45	.43	.47	.45	.43
6	.47	.43	.40	.47	.43	.40	.46	.42	.40	.45	.42	.39	.44	.41	.39
7	.43	.39	.36	.43	.39	.36	.42	.38	.36	.41	.38	.36	.40	.38	.35
8	.40	.36	.33	.39	.36	.33	.39	.35	.33	.38	.35	.32	.37	.35	.32
9	.37	.33	.30	.36	.33	.30	.36	.32	.30	.35	.32	.29	.35	.32	.29
10	.34	.30	.27	.34	.30	.27	.33	.29	.27	.33	.29	.27	.32	.29	.26

57W Triple Tube, Specular clear Reflector Trim

One Sylvania lamp, 4300 lumens



EFFICIENCY = 56.8% Spacing Criterion: Along = 1.2 Across = 1.1

CU	% Effective Ceiling Cavity Reflectance														
	80			70			50			30			10	0	
1	.63	.61	.60	.61	.60	.59	.59	.58	.57	.57	.56	.55	.55	.54	.53
2	.58	.56	.54	.57	.55	.53	.55	.53	.52	.54	.52	.51	.52	.51	.50
3	.54	.51	.48	.53	.50	.48	.51	.49	.47	.50	.48	.46	.49	.47	.46
4	.50	.47	.44	.49	.46	.44	.48	.45	.43	.47	.45	.43	.46	.44	.42
5	.46	.43	.40	.46	.42	.40	.44	.42	.39	.44	.41	.39	.43	.41	.39
6	.43	.39	.36	.42	.39	.36	.41	.38	.36	.40	.38	.36	.40	.37	.35
7	.39	.36	.33	.39	.35	.33	.38	.35	.33	.37	.34	.32	.37	.34	.32
8	.36	.33	.30	.36	.32	.30	.35	.32	.30	.35	.32	.30	.34	.31	.29
9	.33	.30	.27	.33	.30	.27	.33	.29	.27	.32	.29	.27	.31	.29	.26
10	.31	.27	.25	.31	.27	.25	.30	.27	.25	.30	.27	.24	.29	.26	.24

Job Information Type:

631 Airport Road, Fall River, MA 02720 • (508) 679-8131 • Fax (508) 674-4710
 We reserve the right to change details of design, materials and finish.
 www.lightolier.com © 2009 Philips Group • C0209

Based on specular clear (CL) finish. To estimate other finishes, multiply candles and CU values by 0.95 for CCL, by 0.90 for CCD.