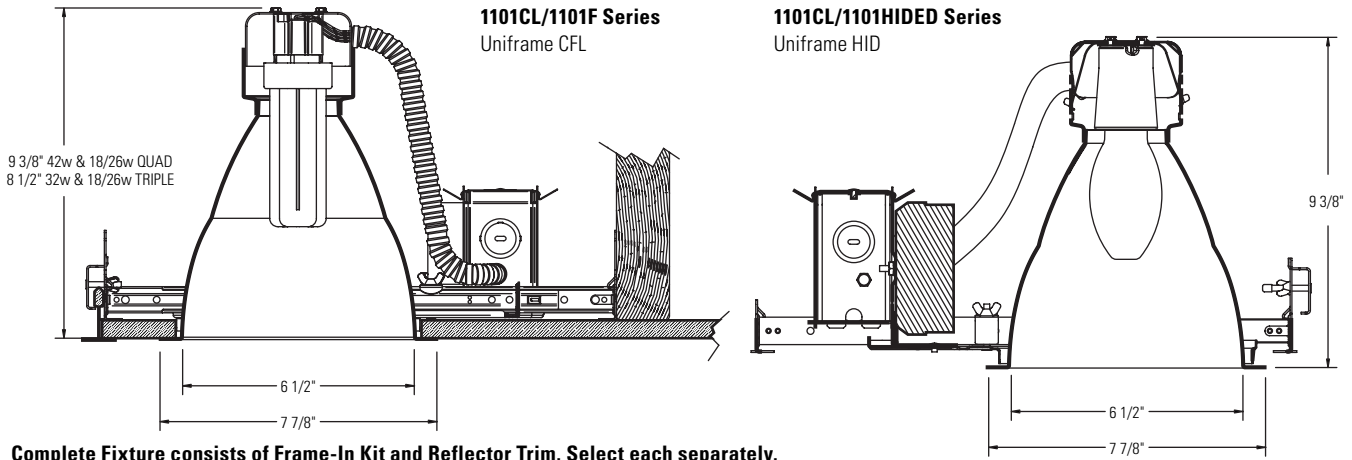


Lytecaster Performance Recessed Downlighting **1101**



Complete Fixture consists of Frame-In Kit and Reflector Trim. Select each separately.

UniFrame Performance Series Reflector Trims		Compatible Compact Fluorescent UniFrame Frame-In Kits (See Individual Frame-In Kit Specification Sheets)		
Catalog No.	Description	Catalog No.	Installation Type	Lamping
1101CL 1101CD 1101WH*	6-3/4" Vertical Open Downlight – Specular Clear 6-3/4" Vertical Open Downlight – Clear Diffuse 6-3/4" Vertical Open Downlight – Matte White	1101F18U	Non-IC 120/277v	18w Quad/Triple
		1101FR18U	Non-IC Remodeler 120/277v	
		1101FD26L1	Non-IC Lutron Dimming 120v	26w Quad/Triple
		1101FD26L2	Non-IC Lutron Dimming 277v	
		1101FD32L1	Non-IC Lutron Dimming 120v	32w Triple
		1101FD32L2	Non-IC Lutron Dimming 277v	
		1101F2642U	Non-IC 120/277v	26w Quad/Triple 32w Triple 42w Triple
		1101FR2642U	Non-IC Remodeler 120/277v	
		1101F2642UEM	Non-IC Emergency 120/277v	
		1101FD2642MX1	Non-IC Advance Mark10 Dimming 120v	
1101FD2642MX2	Non-IC Advance Mark10 Dimming 277v			
1101FD2642M7U	Non-IC Advance Mark7 Dimming 120/277v			
1101FR264MX1	Non-IC Advance Mark10 Dimming 120v Rem.			
1101FR264MX2	Non-IC Advance Mark10 Dimming 277v Rem.			
		Compatible HID UniFrame Frame-In Kits (See Individual Frame-In Kit Specification Sheets)		
		1101HIDED50U	Non-IC	50w ED17 Open
		1101HIDED70U	Non-IC	70w ED17 Open
		1101HIDED100U	Non-IC	100w ED17 Open

* Not listed for HID

Features

- 1. Reflector:** Formed aluminum. Matte White flange.
- 2. Finishes:** CL = Specular Clear (Iridescent Free coating)
CD = Clear Diffuse
WH = Matte White Paint
- 3. Performance Data:** 60° Cutoff angle.
See attached photometric reports for distribution and efficiency data.
Go to www.lightolier.com for .IES files.

Labels

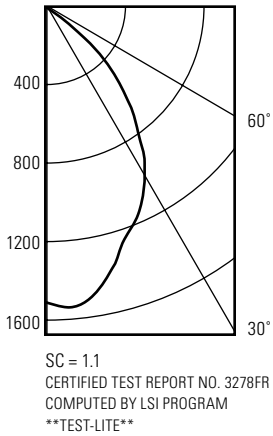
cULus Listed. Suitable for Damp Locations. I.B.E.W.

Job Information	Type:
Job Name:	
Cat. No.:	
Lamp(s):	
Notes:	

Lytecaster Performance Recessed Downlighting **1101**



42W G.E. 4 PIN TRIPLE BIAx, LUMEN RATING = 3200 LMS, CL FINISH TRIM

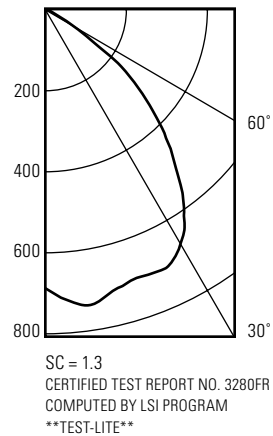


Candlepower Distribution Angle	0° CP	Zonal Lumen Summary		Zonal Lumens And Percentages			
		Zone	Lumens	Zone	Lumens	%Lamp	%Fixt
0	1482	0-10	143.51	0-30	1043.18	32.6	49.1
5	1521	10-20	379.14	0-40	1579.97	49.4	74.3
10	1468	20-30	520.52	0-60	2119.92	66.2	99.7
15	1354	30-40	536.79	0-90	2125.77	66.4	100
20	1226	40-50	411.63	90-120	0	0	0
25	1137	50-60	128.32	90-130	0	0	0
30	1017	60-70	4.54	90-150	0	0	0
35	864	70-80	1.31	90-180	2125.77	66.4	100
40	699	80-90	0	** Efficiency = 66.4% **			
45	538	90-100	0				
50	363	100-110	0				
55	112	110-120	0				
60	13	120-130	0				
65	3	130-140	0				
70	2	140-150	0				
75	1	150-160	0				
80	0	160-170	0				
85	0	170-180	0				
90	0						

		Coefficients Of Utilization													
		80%		70%		50%		30%		0					
Ceiling	Wall	70	50	30	10	50	10	50	10	50	10	50	10	0	0
RCR		Zonal Cavity Method - Effective Floor Reflectance = 20%													
Room Cavity Ratio	0	79	79	79	79	77	77	74	74	71	71	66	66	61	61
	1	75	73	71	69	71	68	69	66	66	64	61	61	57	55
	2	70	67	63	61	65	60	63	59	61	57	55	55	50	48
	3	66	61	57	54	60	53	58	53	56	52	50	45	45	41
	4	62	56	51	48	55	48	53	47	52	47	45	41	38	37
	5	58	51	47	43	51	43	49	43	48	42	41	38	34	31
	6	54	47	43	39	47	39	46	39	41	38	37	34	30	29
	7	51	44	39	36	43	36	42	35	41	35	34	31	28	26
	8	48	40	36	33	40	33	39	32	38	32	31	28	25	24
	9	45	38	33	30	37	30	37	30	36	30	29	26	23	22
	10	42	35	31	28	35	28	34	28	34	27	26	23	20	19

Determined In Accordance With Current IES Published Procedures
Luminaire Input Watts = 44

32W G.E. 4 PIN TRIPLE BIAx, LUMEN RATING = 2200 LMS, CL FINISH TRIM

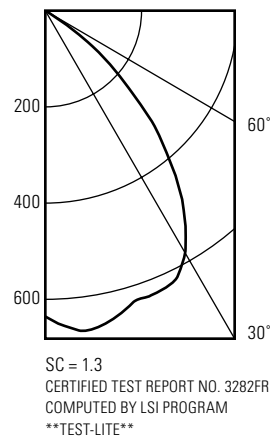


Candlepower Distribution Angle	0° CP	Zonal Lumen Summary		Zonal Lumens And Percentages			
		Zone	Lumens	Zone	Lumens	%Lamp	%Fixt
0	686	0-10	68.98	0-30	590.62	26.8	40.7
5	719	10-20	200.27	0-40	962.92	43.8	66.4
10	729	20-30	321.37	0-60	1441.31	65.5	99.3
15	706	30-40	372.3	0-90	1450.77	65.9	100
20	697	40-50	313.27	90-120	0	0	0
25	702	50-60	165.12	90-130	0	0	0
30	671	60-70	8.4	90-150	0	0	0
35	601	70-80	1.05	90-180	1450.77	65.9	100
40	508	80-90	0	** Efficiency = 65.9% **			
45	408	90-100	0				
50	306	100-110	0				
55	197	110-120	0				
60	37	120-130	0				
65	4	130-140	0				
70	2	140-150	0				
75	1	150-160	0				
80	0	160-170	0				
85	0	170-180	0				
90	0						

		Coefficients Of Utilization													
		80%		70%		50%		30%		0					
Ceiling	Wall	70	50	30	10	50	10	50	10	50	10	50	10	0	0
RCR		Zonal Cavity Method - Effective Floor Reflectance = 20%													
Room Cavity Ratio	0	79	79	79	79	77	77	73	73	70	70	66	66	61	61
	1	74	72	70	68	70	67	68	65	65	63	60	53	53	49
	2	69	65	62	59	64	58	62	57	60	56	53	47	47	43
	3	64	59	55	51	58	51	56	50	54	49	47	42	42	38
	4	60	53	49	45	53	45	51	44	50	44	42	38	38	34
	5	56	49	44	40	48	40	47	40	45	39	38	34	34	30
	6	52	44	39	36	44	36	43	35	42	35	34	30	27	26
	7	48	41	36	32	40	32	39	32	38	32	30	27	25	24
	8	45	37	32	29	37	29	36	29	35	29	27	25	23	22
	9	42	34	30	26	34	26	33	26	33	26	25	23	21	20
	10	40	32	27	24	32	24	31	24	30	24	23	21	19	18

Determined In Accordance With Current IES Published Procedures
Luminaire Input Watts = 33

26W G.E. 4 PIN TRIPLE BIAx, LUMEN RATING = 1710 LMS, CL FINISH TRIM



Candlepower Distribution Angle	0° CP	Zonal Lumen Summary		Zonal Lumens And Percentages			
		Zone	Lumens	Zone	Lumens	%Lamp	%Fixt
0	632	0-10	63.18	0-30	530.36	31	47.5
5	660	10-20	181.85	0-40	842.82	49.3	75.4
10	666	20-30	285.32	0-60	1115.14	65.2	99.8
15	642	30-40	312.46	0-90	1117.5	65.4	100
20	628	40-50	214.19	90-120	120	0	0
25	625	50-60	58.13	90-130	0	0	0
30	585	60-70	1.96	90-150	0	0	0
35	507	70-80	.39	90-180	1117.5	65.4	100
40	403	80-90	0	** Efficiency = 65.4% **			
45	281	90-100	0				
50	153	100-110	0				
55	57	110-120	0				
60	5	120-130	0				
65	2	130-140	0				
70	1	140-150	0				
75	0	150-160	0				
80	0	160-170	0				
85	0	170-180	0				
90	0						

		Coefficients Of Utilization													
		80%		70%		50%		30%		0					
Ceiling	Wall	70	50	30	10	50	10	50	10	50	10	50	10	0	0
RCR		Zonal Cavity Method - Effective Floor Reflectance = 20%													
Room Cavity Ratio	0	78	78	78	78	76	76	73	73	70	70	65	65	60	60
	1	74	71	70	68	70	67	67	65	65	63	60	54	54	50
	2	69	65	62	60	64	59	62	58	60	56	54	49	49	45
	3	65	60	56	53	59	52	57	52	55	51	49	44	44	40
	4	61	55	50	47	54	47	52	46	51	46	44	40	40	36
	5	57	50	46	42	50	42	48	42	47	41	40	36	36	32
	6	53	46	42	38	46	38	45	38	44	37	36	32	32	28
	7	50	43	38	35	42	35	41	34	40	34	33	30	29	26
	8	47	39	35	32	39	31	38	31	37	31	30	27	26	23
	9	44	36	32	29	36	29	35	29	35	29	27	25	23	21
	10	41	34	29	27	34	27	33	27	33	26	25	23	21	19

Determined In Accordance With Current IES Published Procedures
Luminaire Input Watts = 28

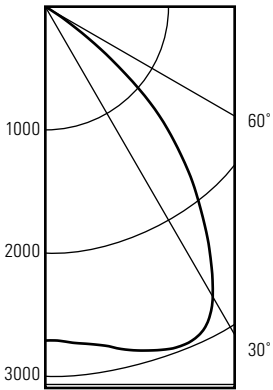
Job Information **Type:**



Lytecaster Performance Recessed Downlighting **1101**



1101CL HID 100W ED-17 LAMP



Candlepower Distribution	
Angle	Mean CP
0	2519
5	2547
10	2597
15	2685
20	2747
25	2736
30	2526
35	2135
40	1729
45	1302
50	792
55	284
60	26
65	7
70	4
75	4
80	2
85	2
90	1

CERTIFIED TEST REPORT NO. 4051FR

Trim/Frame: 1101CL
Lamp lumens: 7900 lm
Input Watts: 119 W
Efficiency: 62.0 %
Spacing Criterion: 1.36

Single Unit Data		
Height to Lighted Plane	Initial Footcandles	Beam Diameter
6'	70	8'
8'	39	11'
10'	25	14'
12'	17	16'

Multiple Unit Data - RCR 2		
Spacing On Ctr.	Avg. Initial Footcandles	Watts/Sq. Ft.
6'	121	2.97
8'	84	2.06
10'	54	1.32

38'x38'x10' Room, Workplane 2 1/2' above floor, 80/50/20% Reflectances

Zonal Lumens And Percentages		
Zone	Lumens	%Luminaire
0-30	2253	46.0%
0-40	3582	73.0%
0-60	4864	100.0%
0-90	4878	100.0%

Ceiling	Coefficients Of Utilization										
	80%		70%		50%		30%		0		
Wall	70	50	30	10	50	10	50	10	50	10	0
RCR	Zonal Cavity Method - Effective Floor Reflectance = 20%										
0	74	74	74	74	72	72	69	69	66	66	62
1	69	67	66	64	66	63	64	61	61	59	56
2	65	62	59	56	60	55	58	54	57	53	51
3	61	56	52	50	55	49	54	48	52	48	46
4	57	51	47	44	51	44	49	43	48	43	41
5	53	47	43	39	46	39	45	39	44	38	37
6	50	43	39	35	43	35	42	35	41	35	34
7	47	40	35	32	39	32	38	32	38	32	30
8	44	37	32	29	36	29	35	29	35	29	28
9	41	34	30	27	34	27	33	26	32	26	25
10	39	31	27	24	31	24	31	24	30	24	23

Determined In Accordance With Current IES Published Procedures
 Luminaire Input Watts =

Job Information **Type:**